

Station 09.16 Thisted Bredning – Vandstand 2002-2016

Tabel og plot af døgnminimum og døgnmaksimum vandstand - cm kote DVR90.

Data præsenteret i dette notat er rådata, som ikke er korrigeret for eventuelle målerfejl.

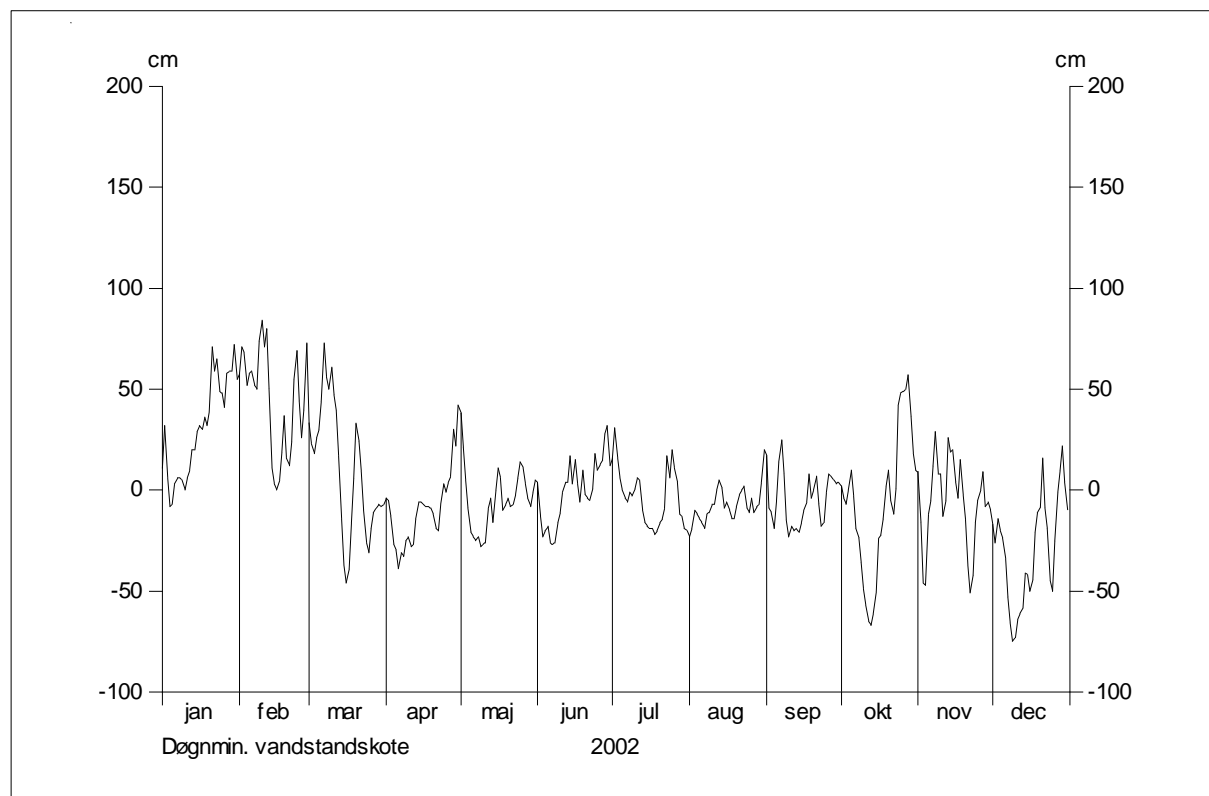
09.16 Thisted Havn, 2002

Døgnmin. vandstandskote i cm

Dag	Jan	Feb	Mar	Apr	Maj	Jun	Jul	Aug	Sep	Okt	Nov	Dec
1	11	58	33	-4	38	4	16	-23	17	2	9	-17
2	32	71	23	-5	21	-13	31	-19	-9	-4	-16	-26
3	6	68	18	-13	5	-23	16	-10	-11	-7	-46	-14
4	-8	52	26	-27	-9	-20	6	-12	-19	0	-47	-20
5	-7	58	30	-30	-21	-18	0	-14	-5	10	-12	-24
6	3	59	44	-39	-23	-26	-4	-16	14	-3	-5	-34
7	6	52	73	-31	-25	-27	-6	-19	25	-19	12	-53
8	6	50	56	-33	-23	-26	-1	-12	8	-24	29	-66
9	5	74	50	-25	-28	-16	-3	-11	-15	-36	8	-75
10	0	84	61	-23	-27	-11	1	-7	-23	-49	8	-73
11	6	71	47	-28	-26	-1	6	-7	-18	-57	-13	-64
12	10	80	39	-27	-9	4	5	0	-20	-65	-5	-61
13	20	50	17	-14	-4	4	-10	5	-19	-67	26	-58
14	20	11	-14	-6	-16	17	-16	1	-21	-61	19	-41
15	29	3	-37	-6	0	3	-18	-9	-16	-50	20	-42
16	32	0	-46	-7	11	15	-19	-6	-10	-24	4	-50
17	30	5	-39	-8	6	3	-19	-10	-6	-22	-4	-44
18	36	19	-16	-8	-10	-6	-22	-14	8	-14	15	-21
19	32	37	6	-9	-7	10	-20	-14	-4	2	-3	-11
20	39	16	33	-12	-4	-2	-16	-8	0	10	-15	-8
21	71	12	24	-19	-8	-4	-14	-2	7	-5	-37	16
22	59	24	9	-20	-7	-5	-9	0	-7	-12	-51	-9
23	65	55	-10	-7	-2	1	17	2	-18	1	-42	-19
24	49	69	-26	3	6	18	6	-9	-16	42	-16	-45
25	48	44	-31	-1	14	10	20	-11	-1	48	-5	-50
26	41	26	-19	4	11	13	11	-4	8	49	0	-25
27	58	40	-11	7	3	15	4	-11	7	50	9	-1
28	59	73	-9	30	-4	28	-12	-8	5	57	-8	10
29	59		-7	22	-8	32	-13	-7	3	36	-6	22
30	72		-8	42	-1	12	-19	4	4	18	-10	4
31	55		-7		5		-20	20		10		-10
Max	72	84	73	42	38	32	31	20	25	57	29	22
Min	-8	0	-46	-39	-28	-27	-22	-23	-23	-67	-51	-75
Mid	30	45	10	-10	-5	0	-3	-7	-4	-6	-6	-29

Årsmid: 1 cm

Døgnmin: 09.12.2002 -75 cm



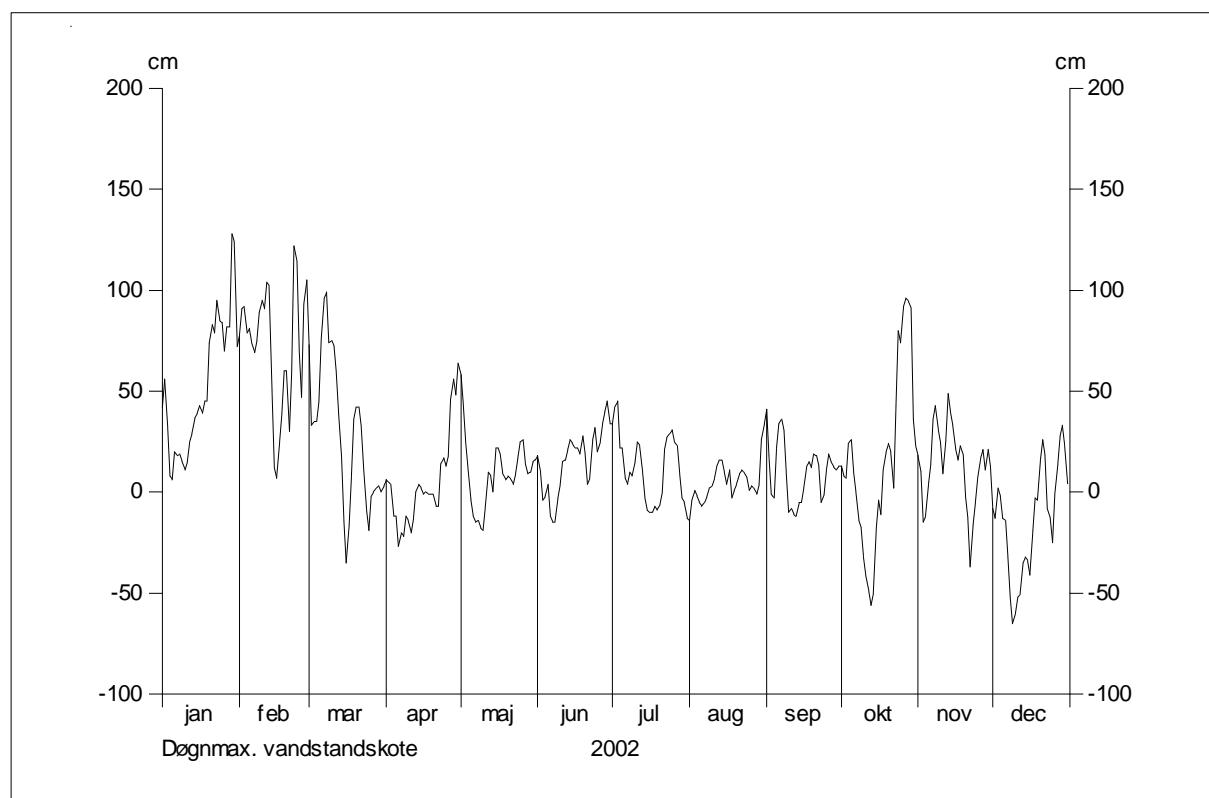
09.16 Thisted Havn, 2002

Døgnmax. vandstandskote i cm

Dag	Jan	Feb	Mar	Apr	Maj	Jun	Jul	Aug	Sep	Okt	Nov	Dec
1	42	78	73	6	58	18	34	-14	41	13	18	-8
2	56	91	33	5	43	10	42	-4	18	8	10	-13
3	32	92	35	4	25	-4	45	1	-1	7	-15	2
4	8	79	35	-12	12	-2	22	-2	-3	24	-12	-2
5	6	81	45	-12	-4	4	22	-5	22	26	4	-13
6	20	74	76	-27	-12	-12	7	-7	34	10	14	-14
7	18	69	96	-20	-15	-15	4	-5	36	0	36	-32
8	19	75	99	-22	-14	-15	10	-2	30	-14	43	-52
9	15	89	74	-12	-18	-3	8	2	9	-18	31	-65
10	11	95	75	-14	-19	4	15	3	-10	-32	24	-60
11	15	91	72	-20	-7	15	25	7	-8	-41	9	-52
12	25	104	59	-13	10	16	23	13	-11	-49	26	-51
13	29	102	39	0	8	21	10	16	-12	-56	49	-35
14	37	50	17	4	0	26	-3	16	-5	-50	40	-32
15	39	12	-14	2	22	24	-9	10	-5	-18	33	-34
16	43	7	-35	-1	22	22	-10	4	2	-4	21	-41
17	39	25	-16	0	18	22	-10	11	13	-11	16	-19
18	45	39	8	-1	9	19	-7	-3	15	11	23	-3
19	45	60	36	-1	6	28	-9	1	12	20	18	-4
20	74	60	42	-1	8	19	-6	4	19	24	-2	16
21	83	30	42	-7	7	4	0	9	18	20	-13	26
22	79	60	32	-7	4	7	21	11	13	2	-37	18
23	95	122	12	14	9	26	27	10	-5	43	-16	-8
24	85	114	-9	17	17	32	29	7	-1	80	-5	-13
25	84	70	-19	13	25	20	31	1	11	74	7	-25
26	70	47	-2	18	26	25	25	3	19	92	17	-1
27	82	93	0	46	14	34	23	2	15	96	21	14
28	82	105	2	56	9	40	9	-1	12	95	11	28
29	128		3	48	10	45	-3	4	11	91	21	33
30	124		0	64	15	34	-5	26	13	36	12	23
31	72		3		16		-13	34		23		4
Max	128	122	99	64	58	45	45	34	41	96	49	33
Min	6	7	-35	-27	-19	-15	-13	-14	-12	-56	-37	-65
Mid	52	72	29	4	10	15	12	5	10	16	13	-13

Årsmid: 18 cm

Døgnmax: 29.01.2002 128 cm



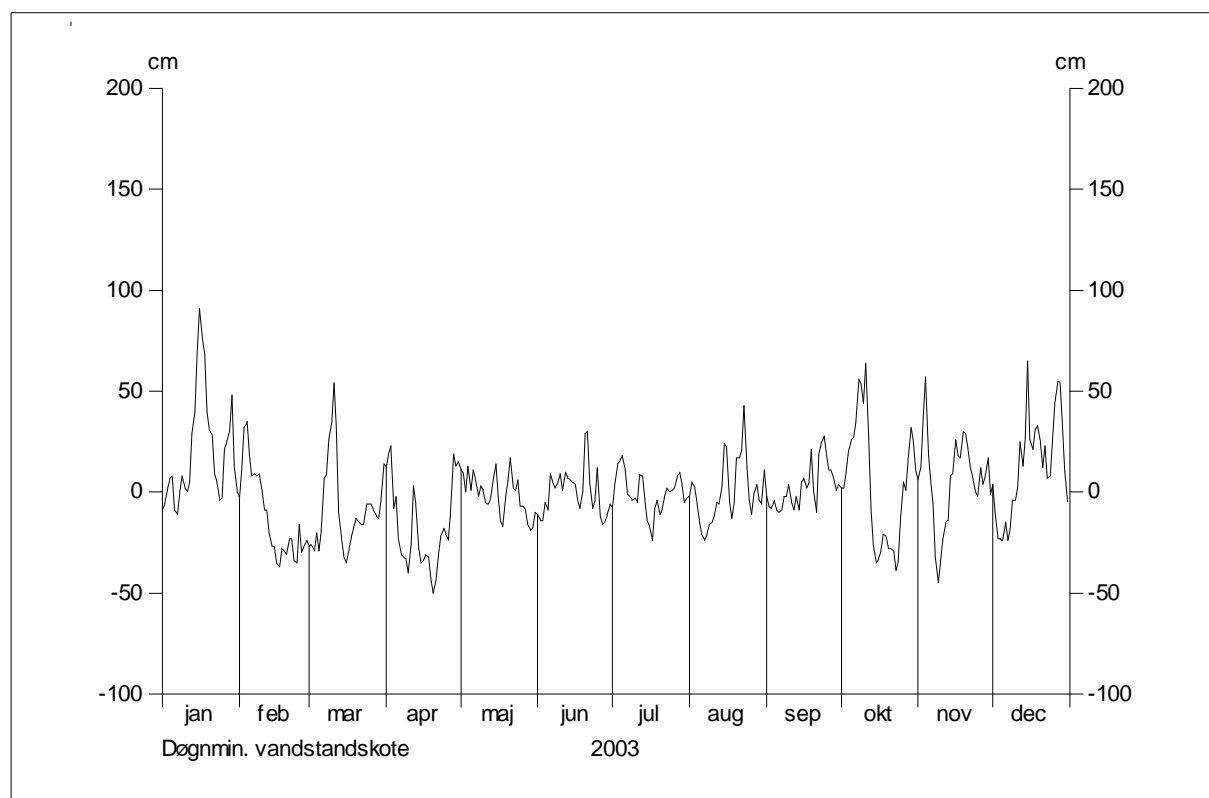
09.16 Thisted Havn, 2003

Døgnmin. vandstandskote i cm

Dag	Jan	Feb	Mar	Apr	Maj	Jun	Jul	Aug	Sep	Okt	Nov	Dec
1	-9	-3	-27	12	11	-11	-8	-2	-2	2	6	4
2	-6	12	-26	19	9	-14	3	5	-7	2	13	-10
3	2	32	-29	23	0	-14	14	2	-8	10	37	-23
4	7	35	-20	-8	13	-5	16	-6	-4	20	57	-23
5	8	19	-29	-2	1	-9	18	-14	-9	26	19	-24
6	-9	8	-19	-23	11	9	11	-21	-10	27	5	-15
7	-11	9	7	-31	6	5	-1	-24	-9	35	-6	-24
8	0	8	9	-32	-2	2	-2	-21	-2	56	-32	-18
9	8	9	26	-33	3	5	-4	-16	-2	53	-45	-4
10	2	0	35	-40	1	9	-3	-15	4	44	-34	-4
11	0	-9	54	-25	-5	1	-5	-11	-5	64	-23	3
12	5	-9	32	3	-6	10	9	-5	-9	26	-15	25
13	29	-20	-10	-6	-3	7	8	-6	-2	-8	-14	13
14	40	-27	-23	-28	5	6	-4	3	-9	-26	8	27
15	69	-27	-32	-35	14	5	-14	24	5	-35	9	65
16	91	-35	-35	-34	-2	4	-17	22	7	-33	26	26
17	76	-37	-28	-31	-14	-4	-24	-5	2	-29	18	21
18	68	-28	-22	-32	-17	-8	-8	-13	5	-21	17	31
19	40	-29	-17	-43	-2	1	-4	-5	21	-22	30	33
20	31	-31	-13	-50	6	29	-11	17	1	-28	29	25
21	28	-23	-15	-43	17	30	-8	17	-10	-28	22	12
22	9	-23	-16	-31	2	5	-2	21	19	-29	13	23
23	5	-34	-16	-22	1	-8	2	43	24	-39	6	7
24	-4	-35	-6	-18	6	-4	0	12	28	-34	0	8
25	-3	-16	-6	-21	-7	12	1	-4	19	-13	-2	26
26	21	-30	-6	-24	-7	-12	2	-11	11	5	12	44
27	25	-27	-9	-10	-9	-16	8	-1	11	1	4	55
28	31	-24	-12	19	-16	-15	10	4	6	16	8	54
29	48		-13	13	-19	-11	4	-4	1	32	17	34
30	13		-4	15	-17	-6	-5	-6	4	25	-1	11
31	0		14		-10		-3	11		11		-5
Max	91	35	54	23	17	30	18	43	28	64	57	65
Min	-11	-37	-35	-50	-19	-16	-24	-24	-10	-39	-45	-24
Mid	20	-12	-8	-17	-1	0	-1	0	3	4	6	13

Årsmid: 1 cm

Døgnmin: 20.04.2003 -50 cm



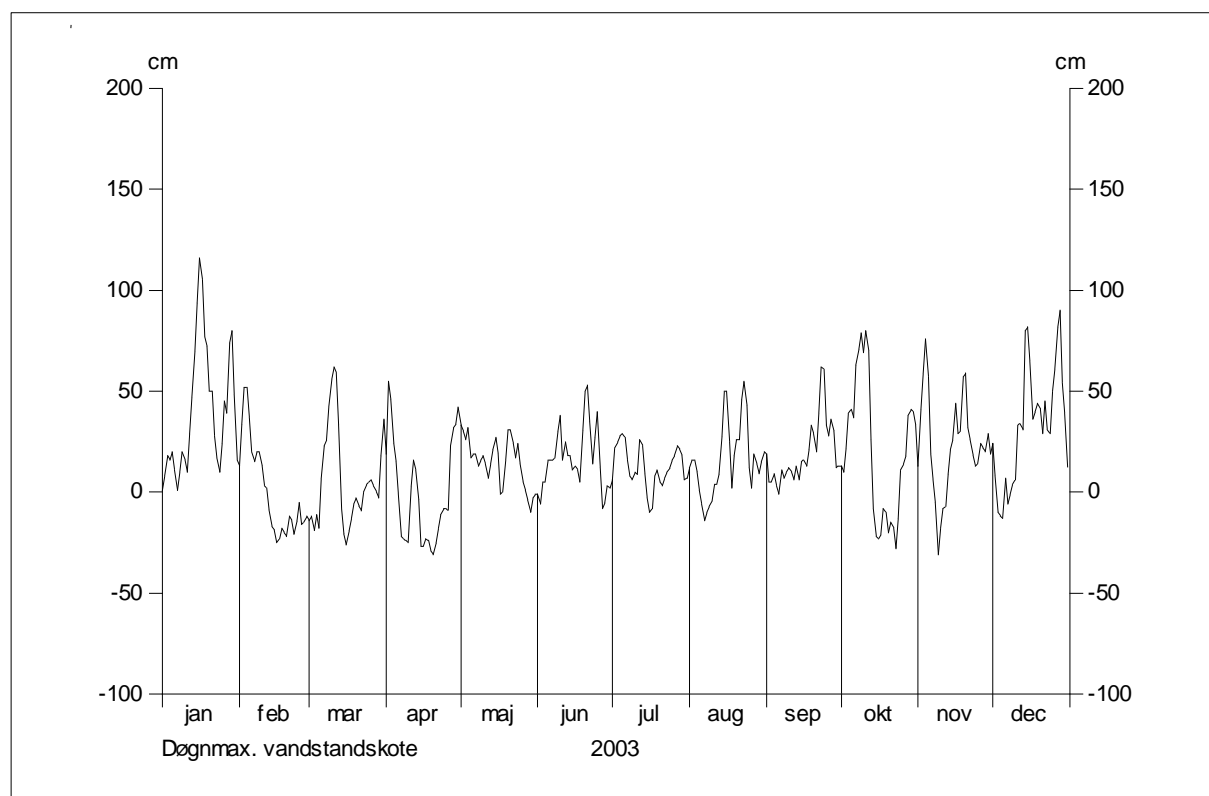
09.16 Thisted Havn, 2003

Døgnmax. vandstandskote i cm

Dag	Jan	Feb	Mar	Apr	Maj	Jun	Jul	Aug	Sep	Okt	Nov	Dec
1	1	13	-14	19	33	-1	6	12	19	13	13	24
2	8	34	-12	55	30	-6	22	16	5	10	41	8
3	18	52	-19	46	26	5	25	16	5	22	59	-10
4	16	52	-11	24	32	5	28	10	9	39	76	-12
5	20	37	-18	15	17	16	29	1	3	41	57	-13
6	11	20	7	-1	19	16	27	-6	-1	37	19	7
7	1	15	23	-22	19	16	16	-14	11	63	6	-6
8	10	20	26	-23	13	17	8	-10	7	71	-5	-1
9	20	20	42	-24	16	30	6	-7	10	79	-31	4
10	16	13	56	-25	18	38	10	-4	12	69	-18	6
11	10	3	62	3	14	16	9	4	10	80	-8	33
12	29	2	59	16	7	25	26	4	6	70	-7	34
13	47	-9	33	11	14	18	23	9	13	26	9	31
14	70	-17	-8	-4	21	18	9	28	6	-8	21	80
15	94	-19	-21	-27	27	11	-3	50	15	-22	26	82
16	116	-25	-26	-27	19	13	-10	50	16	-23	44	65
17	105	-23	-19	-23	-1	11	-8	25	13	-21	29	36
18	77	-18	-13	-24	0	5	8	2	21	-8	30	40
19	72	-20	-6	-29	16	31	11	18	33	-10	57	44
20	50	-22	-3	-31	31	50	5	26	29	-20	59	41
21	50	-12	-7	-25	31	53	3	26	20	-15	32	29
22	28	-14	-9	-18	24	35	7	46	39	-18	26	45
23	17	-21	0	-11	17	14	10	55	62	-28	18	31
24	10	-14	4	-8	24	27	12	43	61	-13	13	29
25	24	-5	5	-8	14	40	16	12	33	11	14	50
26	45	-16	6	-9	5	12	18	2	28	14	24	61
27	39	-15	3	23	1	-8	23	19	36	18	22	82
28	74	-12	0	32	-4	-5	21	14	30	38	20	90
29	80		-3	34	-10	3	18	9	12	41	29	54
30	48		18	42	-3	2	6	15	13	40	19	39
31	16		36		-1		7	20		33		12
Max	116	52	62	55	33	53	29	55	62	80	76	90
Min	1	-25	-26	-31	-10	-8	-10	-14	-1	-28	-31	-13
Mid	39	1	6	-1	15	17	13	16	19	20	23	33

Årsmid: 17 cm

Døgnmax: 16.01.2003 116 cm



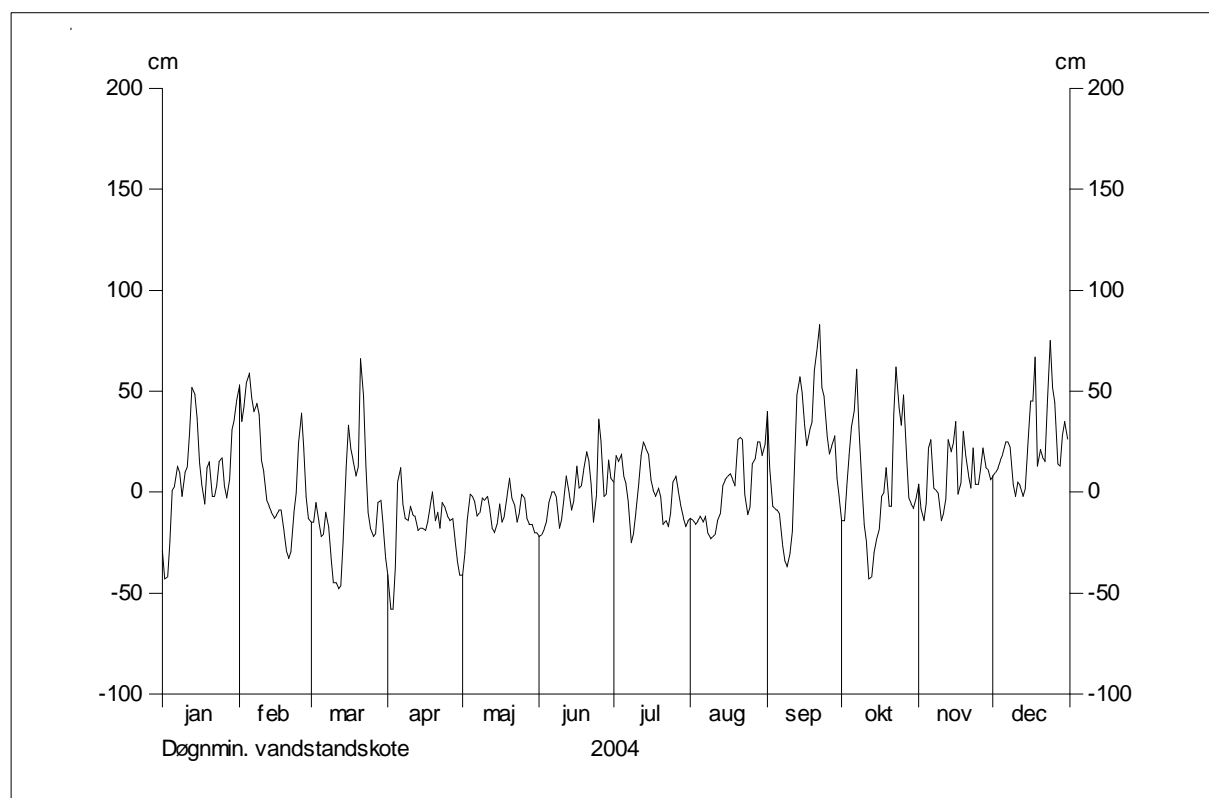
09.16 Thisted Havn, 2004

Døgnmin. vandstandskote i cm

Dag	Jan	Feb	Mar	Apr	Maj	Jun	Jul	Aug	Sep	Okt	Nov	Dec
1	-29	53	-15	-41	-41	-22	5	-13	40	-14	4	8
2	-43	35	-15	-58	-30	-21	18	-14	12	-14	-8	10
3	-42	43	-5	-58	-14	-18	15	-16	-7	3	-14	12
4	-24	54	-15	-37	-1	-14	19	-14	-8	18	-5	16
5	1	59	-22	5	-2	-5	8	-12	-9	32	22	19
6	3	47	-21	12	-5	0	4	-15	-11	41	26	25
7	13	40	-10	-6	-12	0	-5	-12	-26	61	2	25
8	9	44	-18	-13	-10	-3	-25	-20	-34	32	1	22
9	-2	38	-32	-14	-3	-18	-20	-23	-37	3	-1	4
10	10	16	-45	-7	-4	-13	-10	-22	-30	-16	-14	-2
11	13	10	-45	-11	-2	-3	5	-21	-19	-25	-10	5
12	30	-4	-48	-12	-9	8	18	-14	15	-43	-3	3
13	52	-7	-46	-19	-18	-1	25	-10	48	-42	26	-2
14	48	-10	-24	-18	-20	-9	22	3	57	-30	20	2
15	36	-13	12	-18	-15	-4	18	6	49	-24	25	21
16	15	-11	33	-19	-6	13	6	8	34	-18	35	45
17	4	-9	22	-14	-15	2	1	9	23	-2	-1	45
18	-6	-9	16	-7	-12	3	-2	6	31	0	5	67
19	12	-20	8	0	-1	11	2	3	35	12	30	13
20	15	-29	13	-14	7	20	-3	26	60	-7	19	21
21	-2	-33	66	-10	-3	15	-16	27	72	-7	8	17
22	-2	-29	47	-18	-7	3	-14	26	83	38	2	15
23	4	-10	14	-5	-15	-15	-17	-1	52	62	22	43
24	15	0	-10	-8	-10	-1	-10	-11	47	42	4	75
25	17	24	-18	-12	-1	36	5	-7	28	33	4	52
26	3	39	-22	-14	-3	25	8	14	19	48	12	44
27	-3	21	-20	-13	-13	-2	1	17	23	18	22	14
28	7	-2	-5	-24	-16	-1	-6	25	28	-3	12	13
29	31	-13	-4	-34	-16	16	-13	25	7	-6	11	28
30	36		-17	-41	-20	7	-17	18	-3	-8	6	35
31	45		-32		-20		-14	24		-2		26
Max	52	59	66	12	7	36	25	27	83	62	35	75
Min	-43	-33	-48	-58	-41	-22	-25	-23	-37	-43	-14	-2
Mid	9	11	-8	-18	-11	0	0	0	19	6	9	23

Årsmid: 3 cm

Døgnmin: 02.04.2004 -58 cm



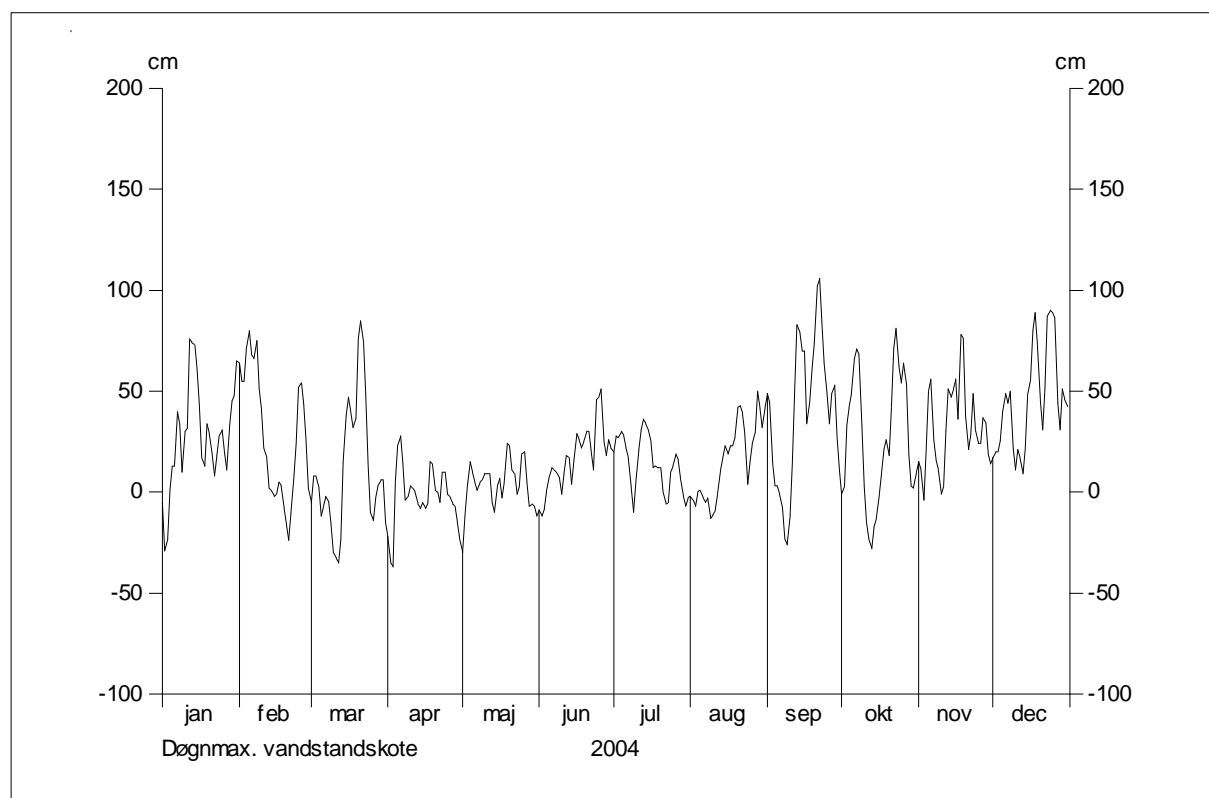
09.16 Thisted Havn, 2004

Døgnmax. vandstandskote i cm

Dag	Jan	Feb	Mar	Apr	Maj	Jun	Jul	Aug	Sep	Okt	Nov	Dec
1	-5	64	-5	-22	-30	-9	20	-2	49	-1	15	17
2	-29	55	8	-35	-12	-12	28	-4	44	3	11	20
3	-23	55	8	-37	2	-8	27	-7	14	33	-4	20
4	1	71	2	5	15	1	30	0	3	42	22	26
5	13	80	-12	23	10	7	28	1	3	49	50	40
6	13	68	-7	28	5	12	22	-3	-1	66	56	49
7	40	66	-2	14	1	11	17	-5	-8	71	26	44
8	33	75	-5	-4	5	10	2	-3	-23	68	16	50
9	10	51	-16	-2	6	7	-10	-13	-26	32	11	22
10	30	41	-30	3	9	-1	5	-11	-12	3	-1	11
11	32	22	-33	2	9	9	21	-9	15	-15	3	21
12	76	17	-35	0	9	18	31	-1	50	-23	30	17
13	74	2	-23	-6	-5	17	36	11	83	-28	51	9
14	73	1	15	-8	-10	4	34	17	79	-17	47	22
15	60	-2	38	-5	3	15	30	23	70	-13	51	48
16	42	-1	47	-8	7	29	25	19	70	-1	56	56
17	17	5	40	-5	-3	26	12	23	34	10	36	80
18	13	3	32	15	5	22	13	23	45	21	78	89
19	34	-8	37	14	24	25	12	27	61	26	76	73
20	29	-16	76	1	23	30	12	42	74	18	38	45
21	18	-24	85	0	11	30	0	43	102	42	21	31
22	8	-10	74	-5	9	20	-6	39	106	71	29	52
23	18	8	47	10	-1	11	-5	29	84	81	49	87
24	28	25	14	10	3	46	10	4	64	62	31	90
25	31	52	-10	-1	19	47	13	15	48	54	24	89
26	20	54	-14	-2	20	51	19	24	34	64	24	86
27	11	43	-3	-6	5	25	16	30	49	53	37	44
28	33	25	3	-7	-7	18	7	50	53	19	34	31
29	45	2	6	-15	-6	26	-2	42	28	3	19	51
30	48		6	-23	-7	22	-7	32	12	2	14	46
31	65		-15		-12		-3	42		10		42
Max	76	80	85	28	24	51	36	50	106	81	78	90
Min	-29	-24	-35	-37	-30	-12	-10	-13	-26	-28	-4	9
Mid	28	28	11	-2	3	17	14	15	40	26	32	45

Årsmid: 21 cm

Døgnmax: 22.09.2004 106 cm



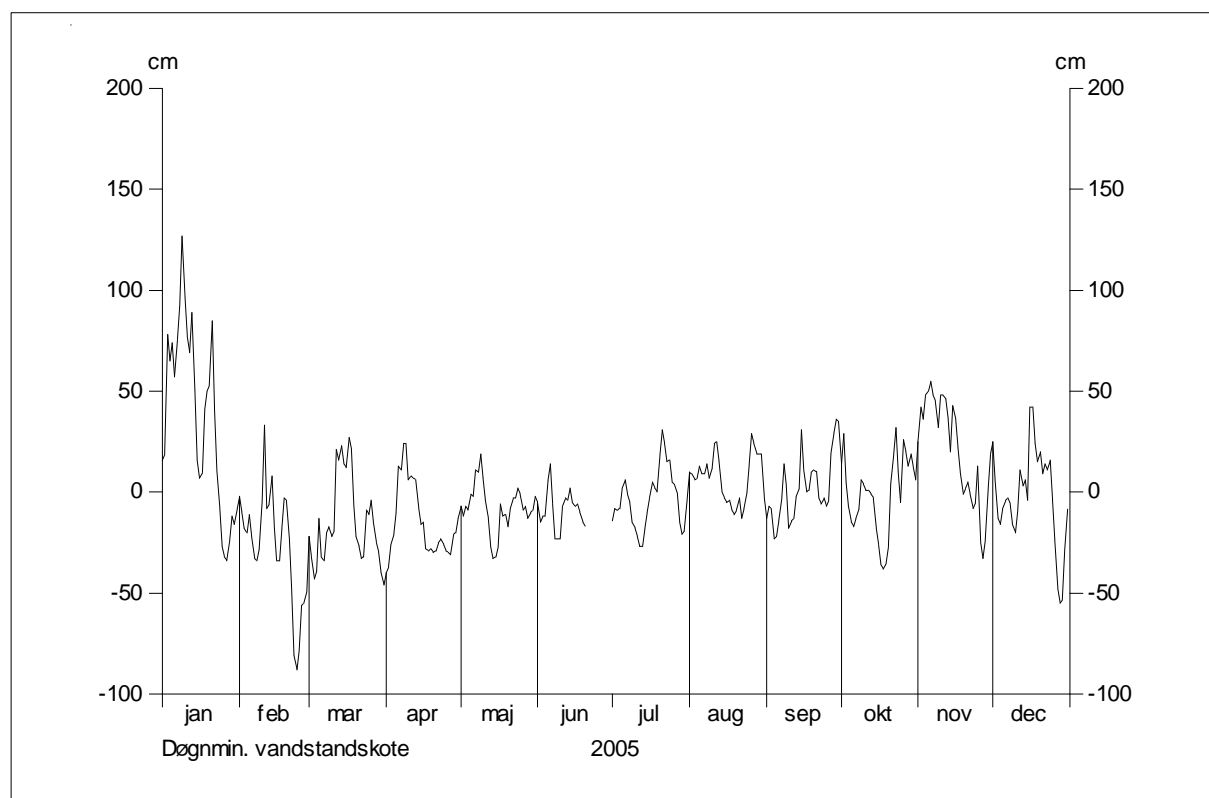
09.16 Thisted Havn, 2005

Døgnmin. vandstandskote i cm

Dag	Jan	Feb	Mar	Apr	Maj	Jun	Jul	Aug	Sep	Okt	Nov	Dec
1	16	-2	-22	-40	-7	-5	-14	10	-13	14	25	25
2	19	-10	-32	-37	-12	-15	-8	9	-7	29	42	6
3	78	-18	-43	-26	-7	-12	-9	6	-8	5	36	-13
4	65	-20	-39	-21	-9	-12	-8	7	-23	-7	48	-16
5	74	-11	-13	-10	-1	6	2	13	-22	-15	50	-8
6	57	-22	-32	13	-2	14	6	9	-14	-17	55	-4
7	76	-33	-34	11	11	-6	-1	9	-3	-13	48	-3
8	93	-34	-20	24	10	-23	-5	14	14	-8	45	-6
9	127	-28	-17	24	19	-23	-15	7	3	6	32	-16
10	96	-4	-22	6	7	-23	-18	12	-18	4	48	-20
11	77	33	-19	8	-4	-7	-22	24	-14	1	48	-9
12	69	-8	21	7	-13	-3	-27	25	-13	1	46	11
13	89	-6	16	6	-27	-4	-27	15	-2	-1	36	3
14	50	8	23	-8	-33	2	-18	0	2	-3	20	6
15	16	-17	14	-16	-32	-5	-10	-3	31	-18	43	-4
16	7	-34	12	-15	-27	-7	-3	-5	11	-26	36	42
17	10	-34	27	-28	-6	-6	5	-4	0	-36	22	42
18	41	-18	21	-29	-12	-10	2	-9	1	-38	10	24
19	50	-3	-6	-28	-11	-15	0	-11	10	-35	-1	15
20	53	-4	-22	-30	-17	-17	19	-9	11	-27	2	20
21	85	-24	-27	-29	-8		31	-3	10	4	5	9
22	41	-49	-33	-25	-3		24	-13	-3	19	-1	14
23	11	-81	-32	-23	-3		15	-8	-6	32	-8	11
24	-8	-88	-9	-26	2		16	0	-3	10	-5	16
25	-27	-78	-11	-29	-1		5	14	-7	-5	13	-4
26	-32	-56	-4	-30	-9		4	29	-4	26	-25	-24
27	-34	-55	-15	-31	-7		-1	24	19	20	-33	-48
28	-24	-49	-25	-21	-13		-15	19	29	13	-24	-55
29	-12		-30	-20	-10		-21	19	36	19	2	-53
30	-16		-40	-13	-9		-19	19	35	12	19	-29
31	-8		-46		-2		-3	-3		6		-8
Max	127	33	27	24	19		31	29	36	32	55	42
Min	-34	-88	-46	-40	-33		-27	-13	-23	-38	-33	-55
Mid	37	-27	-15	-15	-8		-4	7	2	-1	21	-2

Årsmid: -1 cm

Døgnmin: 24.02.2005 -88 cm



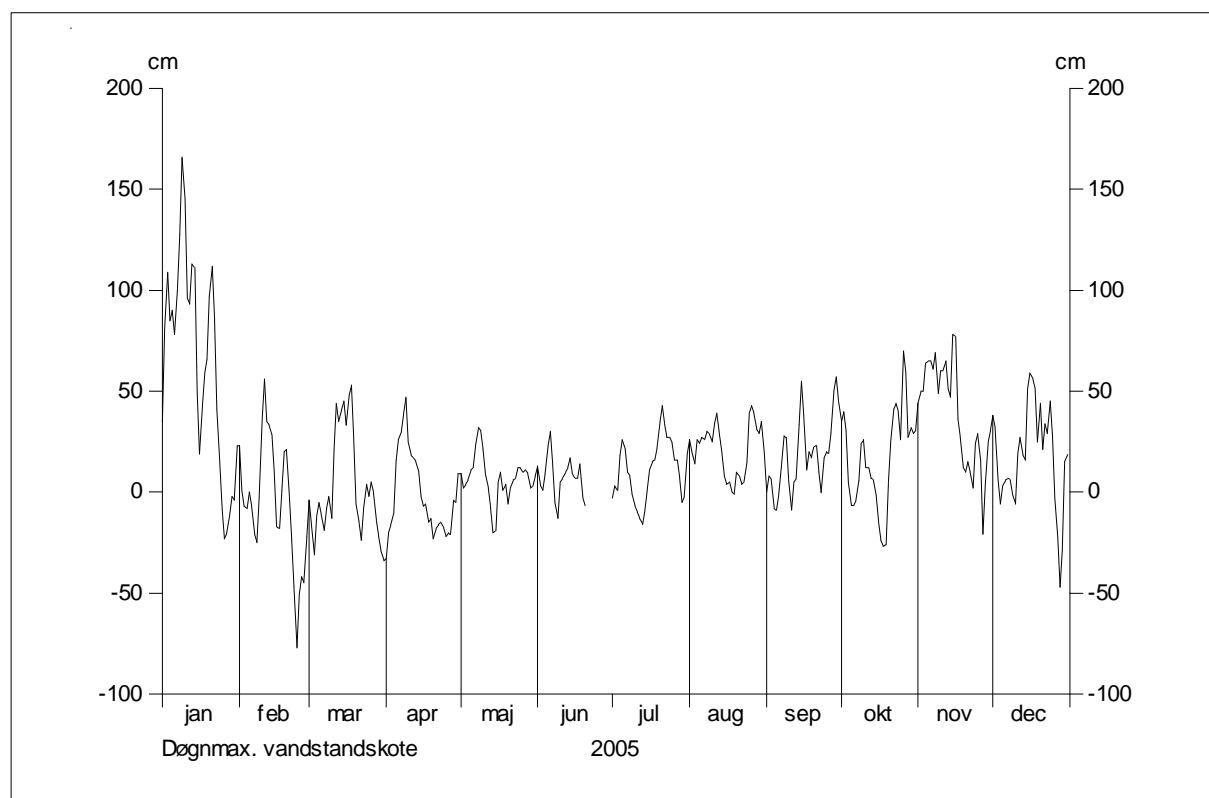
09.16 Thisted Havn, 2005

Døgnmax. vandstandskote i cm

Dag	Jan	Feb	Mar	Apr	Maj	Jun	Jul	Aug	Sep	Okt	Nov	Dec
1	35	23	-4	-33	9	13	-3	26	0	35	44	38
2	81	1	-16	-20	2	3	3	20	8	40	50	32
3	109	-7	-31	-16	4	1	1	14	6	30	50	6
4	85	-8	-12	-10	6	9	18	26	-8	5	64	-6
5	90	0	-5	15	11	23	26	24	-9	-7	65	3
6	78	-7	-11	26	12	30	21	27	-1	-7	65	6
7	101	-21	-19	30	23	14	10	26	15	-4	61	7
8	128	-25	-8	39	32	-5	8	30	28	6	69	6
9	166	-2	-2	47	30	-13	-1	29	27	24	49	-1
10	145	36	-13	25	21	5	-7	25	6	26	60	-6
11	96	56	21	18	9	7	-10	34	-9	12	60	19
12	93	35	44	17	2	10	-13	39	5	12	65	27
13	113	33	35	15	-8	12	-16	30	7	7	51	18
14	111	28	41	10	-20	17	-9	19	34	6	47	16
15	50	9	45	-2	-19	9	1	8	55	-2	78	51
16	19	-17	33	-7	5	7	11	4	38	-15	77	59
17	43	-18	48	-6	10	7	15	5	11	-24	36	56
18	59	1	53	-15	1	14	16	0	20	-27	27	51
19	66	20	26	-13	4	-3	22	-1	17	-26	12	25
20	97	21	-6	-23	-6	-7	35	10	22	5	10	44
21	112	-3	-15	-18	2		43	8	23	25	15	21
22	86	-24	-24	-16	6		34	4	10	41	10	34
23	41	-47	-8	-15	7		27	5	0	44	2	29
24	14	-77	4	-18	12		27	15	17	40	24	45
25	-8	-51	-2	-22	12		24	39	20	26	29	27
26	-23	-42	5	-20	10		16	43	19	70	15	-3
27	-20	-45	0	-21	11		16	39	29	59	-21	-23
28	-11	-22	-14	-4	9		7	31	50	27	3	-47
29	-2		-22	-5	2		-5	29	57	32	25	-28
30	-4		-29	9	3		-2	35	45	29	31	15
31	23		-34		8		19	19		31		19
Max	166	56	53	47	32		43	43	57	70	78	59
Min	-23	-77	-34	-33	-20		-16	-1	-9	-27	-21	-47
Mid	64	-5	3	-1	7		11	21	18	17	39	17

Årsmid: 17 cm

Døgnmax: 09.01.2005 166 cm



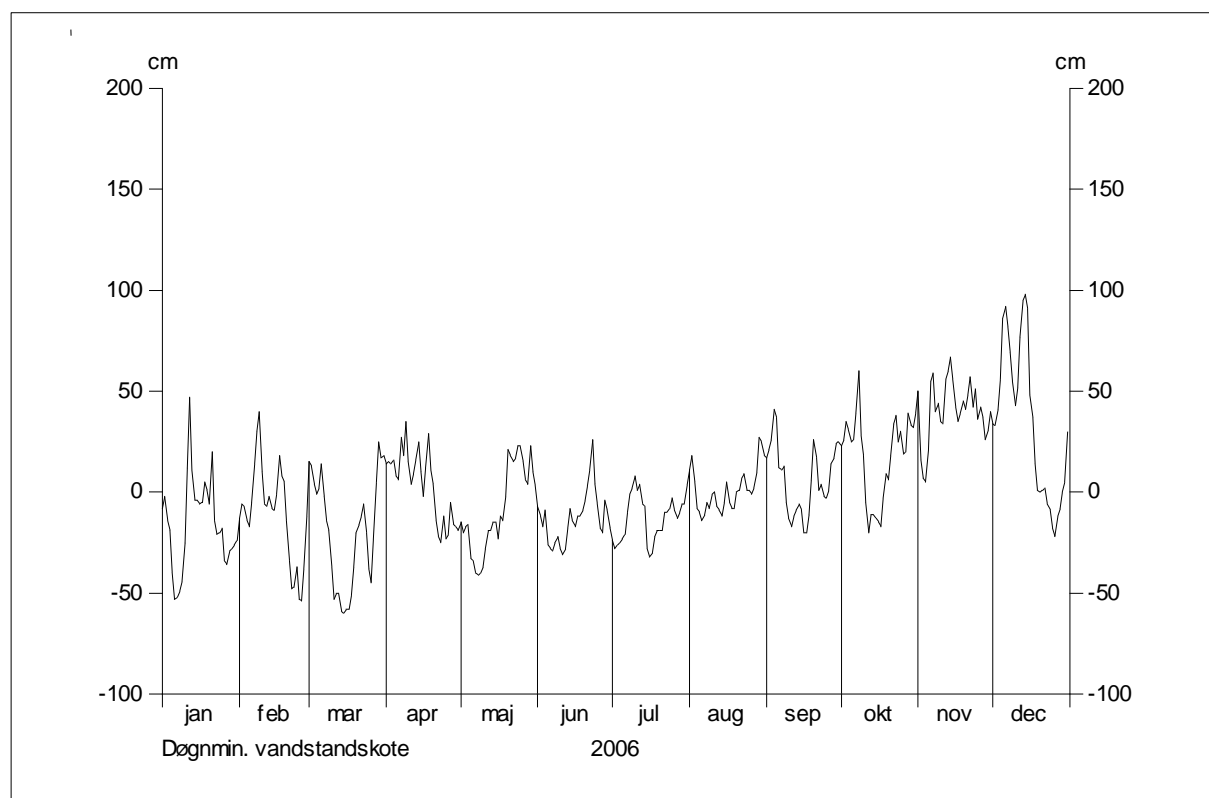
09.16 Thisted Havn, 2006

Døgnmin. vandstandskote i cm

Dag	Jan	Feb	Mar	Apr	Maj	Jun	Jul	Aug	Sep	Okt	Nov	Dec
1	-8	-13	15	14	-15	-7	-24	11	17	23	50	34
2	-2	-6	13	15	-20	-12	-28	18	21	26	16	33
3	-14	-7	4	14	-17	-17	-26	5	26	35	7	41
4	-19	-14	-1	16	-16	-9	-25	-8	41	31	5	56
5	-40	-17	2	8	-33	-26	-23	-10	37	25	21	86
6	-53	-5	14	6	-34	-28	-21	-14	12	26	55	92
7	-52	14	-2	27	-40	-29	-10	-11	11	39	59	82
8	-49	30	-14	18	-41	-25	-1	-5	13	60	40	69
9	-44	40	-19	35	-40	-22	2	-8	-5	28	44	55
10	-25	10	-37	15	-37	-28	8	-1	-13	18	35	43
11	12	-6	-53	4	-28	-31	1	0	-17	-5	34	52
12	47	-7	-50	9	-19	-28	4	-7	-12	-20	56	77
13	11	-2	-50	16	-19	-18	-6	-9	-9	-11	60	95
14	-4	-8	-59	25	-15	-8	-7	-12	-6	-11	67	98
15	-4	-9	-60	10	-15	-14	-28	-5	-9	-13	56	91
16	-6	-1	-58	-2	-23	-17	-32	5	-20	-15	42	48
17	-5	18	-58	12	-12	-12	-30	-5	-20	-17	35	37
18	5	8	-51	29	-14	-12	-22	-8	-11	-3	39	14
19	1	5	-37	11	-2	-9	-19	-8	6	9	45	1
20	-6	-14	-20	4	21	-4	-19	0	26	6	41	0
21	20	-34	-16	-14	18	3	-19	1	17	18	48	1
22	-14	-48	-12	-22	15	11	-10	7	1	34	57	2
23	-21	-47	-6	-25	17	26	-10	9	4	38	42	-6
24	-20	-37	-20	-12	23	4	-8	1	-2	25	51	-9
25	-18	-53	-38	-23	23	-6	-3	1	-3	30	36	-18
26	-34	-54	-45	-21	15	-18	-9	-1	1	19	42	-22
27	-36	-38	-23	-5	6	-20	-13	2	14	20	37	-12
28	-29	-12	5	-16	4	-4	-10	10	17	39	26	-8
29	-28		25	-17	23	-9	-6	27	24	33	31	0
30	-26		17	-19	10	-18	-6	25	25	32	40	5
31	-24		18		3		4	18		39		30
Max	47	40	25	35	23	26	8	27	41	60	67	98
Min	-53	-54	-60	-25	-41	-31	-32	-14	-20	-20	5	-22
Mid	-16	-11	-20	4	-8	-13	-13	1	6	18	41	34

Årsmid: 2 cm

Døgnmin: 15.03.2006 -60 cm



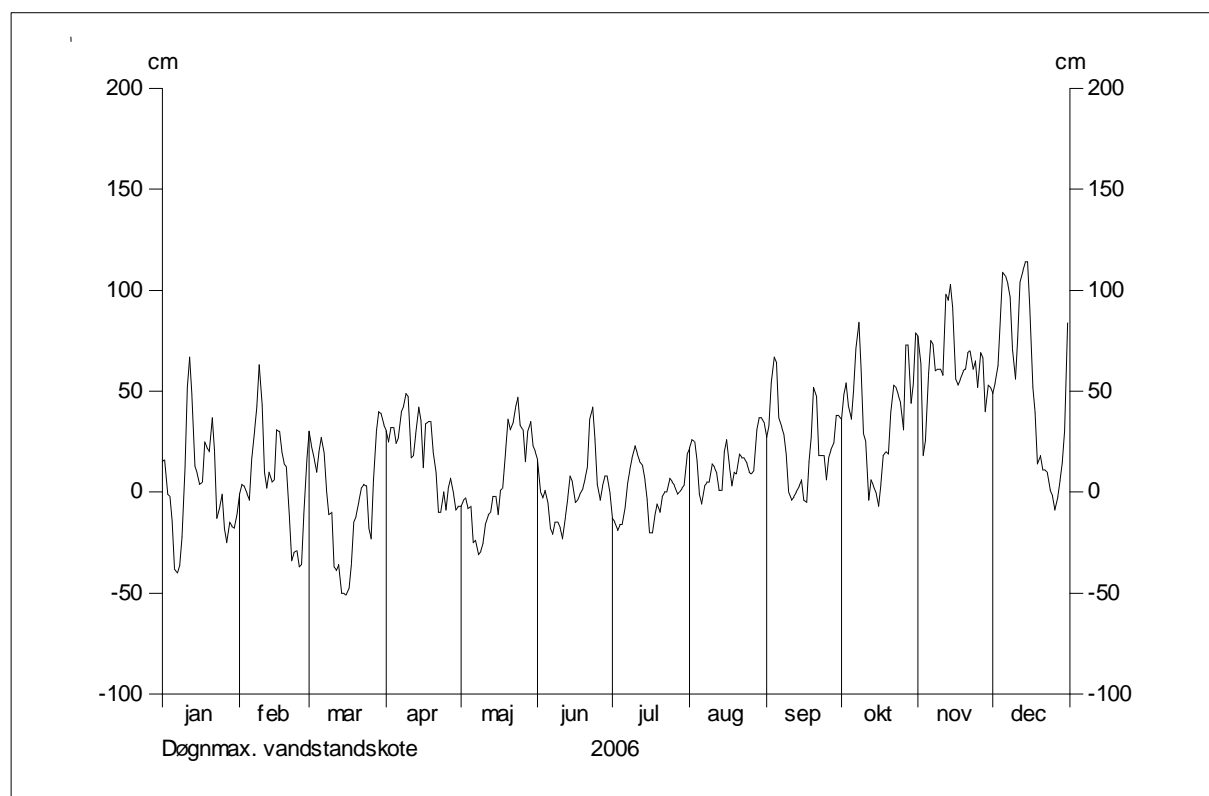
09.16 Thisted Havn, 2006

Døgnmax. vandstandskote i cm

Dag	Jan	Feb	Mar	Apr	Maj	Jun	Jul	Aug	Sep	Okt	Nov	Dec
1	15	-1	30	30	-7	16	-13	22	27	36	77	49
2	16	4	23	25	-4	0	-15	26	33	48	63	54
3	-1	3	16	32	-3	-3	-19	25	54	54	18	63
4	-2	-1	10	32	-8	1	-16	15	67	43	26	86
5	-15	-4	20	24	-7	-6	-16	-1	64	36	58	109
6	-38	16	27	27	-25	-18	-7	-6	37	51	75	107
7	-40	31	19	40	-24	-21	4	3	32	71	73	103
8	-36	43	1	43	-31	-15	11	5	28	84	60	96
9	-22	63	-11	49	-29	-15	17	5	18	60	61	71
10	13	43	-10	47	-25	-18	23	14	0	29	61	56
11	52	10	-37	17	-16	-23	19	12	-4	25	58	77
12	67	2	-39	18	-11	-12	15	9	-2	-4	98	104
13	48	10	-36	29	-10	-3	13	1	0	6	95	110
14	13	5	-50	42	-2	8	6	1	3	3	103	114
15	9	6	-50	35	-2	5	-4	20	6	-1	91	114
16	4	31	-51	12	-11	-5	-20	26	-4	-7	56	91
17	5	30	-47	34	1	-4	-20	12	-5	4	53	52
18	25	20	-35	35	2	-1	-12	3	15	18	56	39
19	22	14	-15	35	21	2	-6	10	28	20	60	14
20	20	12	-12	20	36	7	-10	9	52	19	61	18
21	37	-13	-4	9	31	13	-2	19	47	39	69	11
22	20	-34	2	-10	35	36	0	17	18	53	70	11
23	-13	-30	4	-10	42	42	0	17	18	52	61	10
24	-7	-29	3	0	47	26	7	14	18	48	65	1
25	-1	-37	-18	-9	33	4	5	10	6	44	52	-2
26	-18	-36	-23	2	31	-4	3	9	17	31	69	-9
27	-25	-11	5	7	15	3	-1	11	21	73	66	-2
28	-15	16	30	-1	30	8	0	31	25	73	40	6
29	-17		40	-9	35	8	2	37	38	44	53	15
30	-18		39	-7	23	-1	4	37	38	54	52	31
31	-10		33		20		19	34		79		84
Max	67	63	40	49	47	42	23	37	67	84	103	114
Min	-40	-37	-51	-10	-31	-23	-20	-6	-5	-7	18	-9
Mid	3	6	-4	20	6	1	0	14	23	38	63	54

Årsmid: 19 cm

Døgnmax: 14.12.2006 114 cm



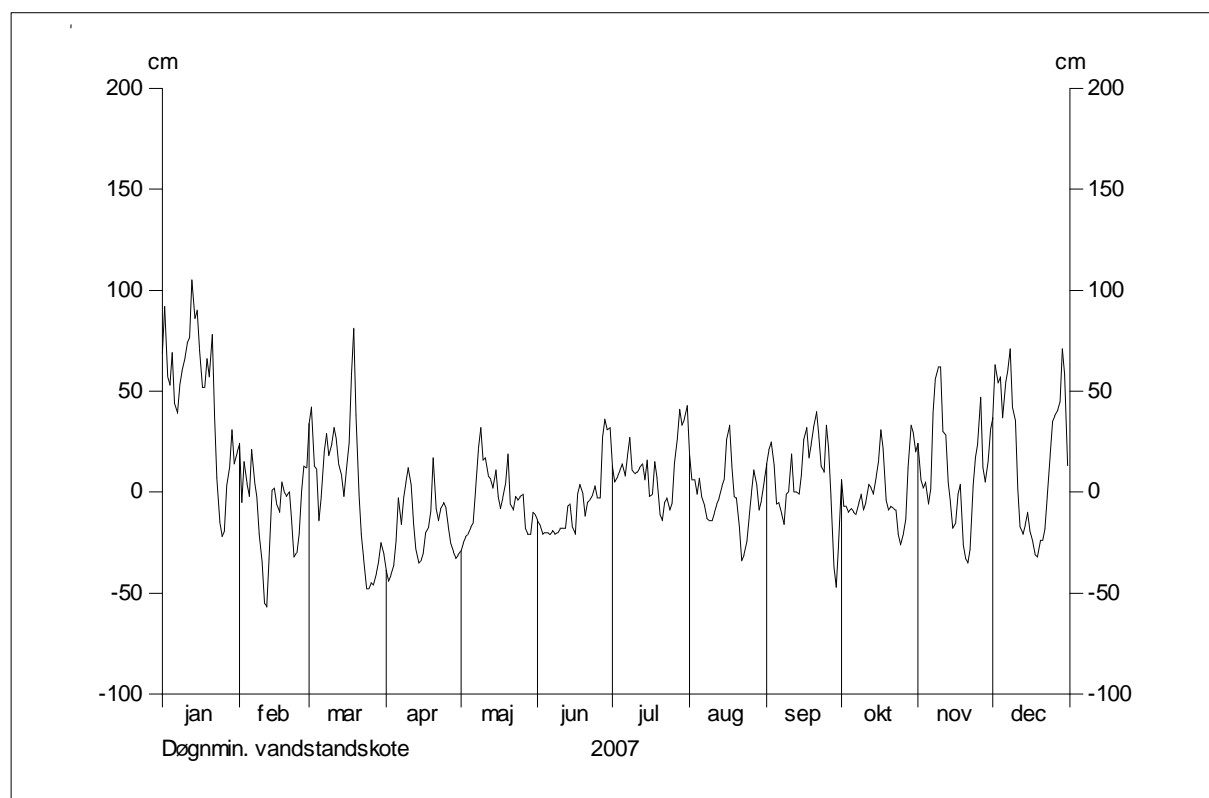
09.16 Thisted Havn, 2007

Døgnmin. vandstandskote i cm

Dag	Jan	Feb	Mar	Apr	Maj	Jun	Jul	Aug	Sep	Okt	Nov	Dec
1	69	24	34	-39	-29	-14	13	19	14	6	24	37
2	92	-5	42	-44	-25	-17	5	6	21	-7	6	63
3	57	15	13	-41	-22	-21	8	6	25	-7	2	54
4	53	4	11	-36	-21	-20	11	-1	13	-10	5	57
5	69	-2	-14	-24	-17	-20	14	7	-6	-8	-6	37
6	44	21	-2	-3	-15	-21	8	-2	-5	-10	2	54
7	39	5	20	-16	1	-19	18	-7	-11	-11	39	61
8	53	-3	29	-3	22	-21	27	-13	-16	-5	56	71
9	60	-21	18	5	32	-20	11	-14	-1	-1	62	42
10	67	-35	24	12	16	-18	9	-14	0	-9	62	35
11	74	-55	32	3	17	-18	10	-10	19	-5	30	2
12	77	-57	26	-15	8	-18	12	-6	0	4	28	-17
13	105	-33	14	-28	6	-7	14	-3	0	2	5	-21
14	86	1	8	-35	2	-6	6	3	-1	-1	-5	-16
15	90	2	-2	-34	11	-17	16	7	9	8	-18	-10
16	71	-6	10	-30	-2	-21	-2	26	26	16	-15	-19
17	52	-10	25	-20	-8	-1	-1	33	32	31	-1	-25
18	52	5	58	-17	-3	4	15	13	17	21	4	-31
19	66	0	81	-9	5	-1	7	-2	24	-4	-26	-32
20	57	-2	38	17	19	-12	-11	-3	32	-9	-33	-24
21	78	0	-1	-8	-6	-5	-14	-18	40	-7	-35	-24
22	38	-15	-21	-14	-9	-4	-5	-34	28	-8	-28	-18
23	7	-32	-33	-8	-2	-1	-3	-31	13	-9	3	-2
24	-15	-30	-48	-5	-4	3	-9	-24	10	-21	17	19
25	-22	-20	-48	-8	-2	-3	-5	-12	33	-26	24	35
26	-19	0	-45	-17	-1	-3	14	0	21	-20	47	38
27	3	13	-46	-25	-18	27	27	11	-2	-13	12	41
28	13	12	-40	-30	-21	36	41	3	-37	12	5	45
29	31		-34	-33	-21	31	33	-9	-47	33	16	71
30	14		-25	-31	-10	32	36	-4	-26	29	31	58
31	20		-31		-11		43	6		20		13
Max	105	24	81	17	32	36	43	33	40	33	62	71
Min	-22	-57	-48	-44	-29	-21	-14	-34	-47	-26	-35	-32
Mid	48	-8	3	-18	-3	-6	11	-2	8	0	10	19

Årsmid: 5 cm

Døgnmin: 12.02.2007 -57 cm



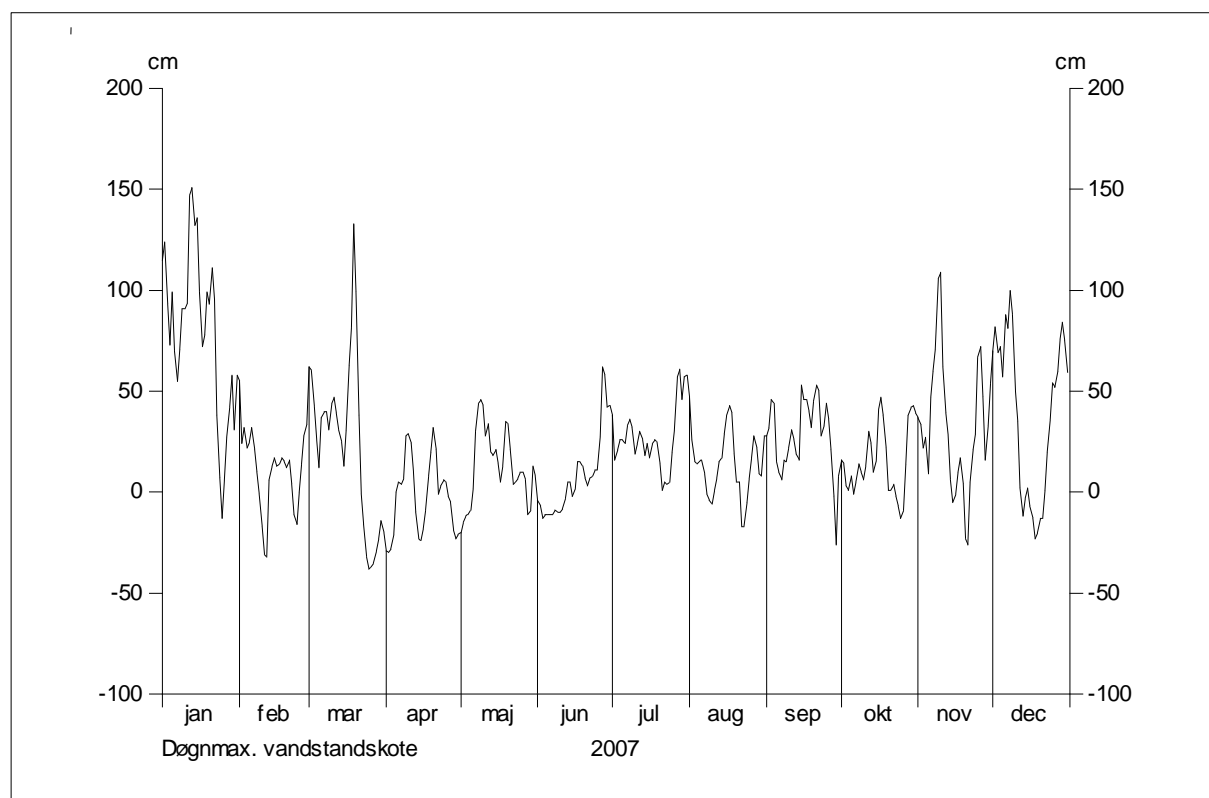
09.16 Thisted Havn, 2007

Døgnmax. vandstandskote i cm

Dag	Jan	Feb	Mar	Apr	Maj	Jun	Jul	Aug	Sep	Okt	Nov	Dec
1	115	55	62	-29	-20	-4	38	47	28	16	37	70
2	124	24	60	-30	-15	-7	16	26	32	14	33	82
3	93	32	42	-28	-12	-13	21	15	46	3	22	69
4	73	22	26	-21	-11	-11	26	14	44	1	27	72
5	99	25	12	0	-9	-11	26	15	15	8	9	57
6	70	32	37	5	2	-11	24	16	10	-1	47	88
7	55	21	40	4	30	-11	33	9	6	5	60	81
8	71	10	40	7	44	-9	36	-1	16	14	71	100
9	91	-1	31	28	46	-10	32	-4	15	10	106	88
10	91	-17	44	29	43	-10	19	-6	22	6	109	50
11	94	-31	47	24	28	-8	24	1	31	13	62	35
12	147	-32	39	10	34	-3	30	7	26	30	39	2
13	151	6	31	-10	20	5	26	15	19	24	28	-12
14	132	13	25	-23	18	5	18	17	16	10	6	-3
15	136	17	13	-24	21	-2	24	29	53	16	-5	2
16	99	13	31	-18	14	2	17	38	46	41	-1	-7
17	72	14	63	-9	5	15	24	43	46	47	10	-13
18	78	17	82	8	13	15	26	39	40	38	17	-23
19	99	15	133	20	35	13	25	19	32	22	4	-20
20	93	12	99	32	34	7	14	5	45	1	-23	-13
21	111	16	38	21	21	3	1	5	53	1	-26	-13
22	95	4	-1	-1	4	7	5	-17	50	4	5	1
23	38	-11	-16	3	5	8	4	-17	28	-2	21	20
24	7	-16	-32	6	7	11	5	-5	33	-7	29	36
25	-13	0	-38	5	10	11	20	7	44	-13	67	54
26	6	14	-37	-2	10	28	31	17	36	-9	72	52
27	27	28	-35	-5	6	62	57	28	21	14	47	60
28	42	34	-29	-19	-11	58	61	22	-2	38	16	76
29	58		-23	-23	-9	42	46	9	-26	42	33	84
30	31		-14	-21	13	43	57	8	8	43	54	75
31	58		-20		8		58	28		39		59
Max	151	55	133	32	46	62	61	47	53	47	109	100
Min	-13	-32	-38	-30	-20	-13	1	-17	-26	-13	-26	-23
Mid	79	11	24	-2	12	8	27	14	28	15	33	39

Årsmid: 24 cm

Døgnmax: 13.01.2007 151 cm



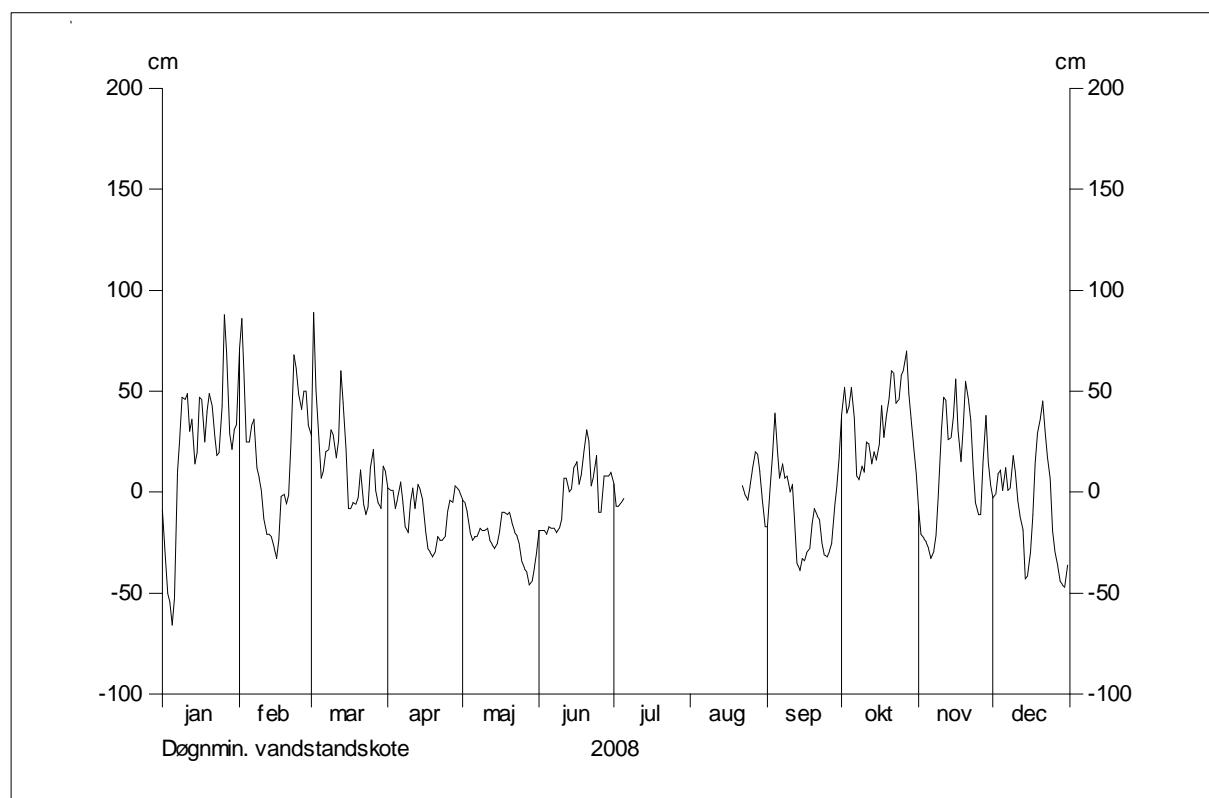
09.16 Thisted Havn, 2008

Døgnmin. vandstandskote i cm

Dag	Jan	Feb	Mar	Apr	Maj	Jun	Jul	Aug	Sep	Okt	Nov	Dec
1	-9	71	28	2	-4	-19	4		-17	38	-9	-3
2	-27	86	89	1	-5	-19	-7		-1	52	-21	-1
3	-50	57	51	1	-10	-19	-7		20	39	-23	9
4	-55	25	26	-8	-20	-21	-5		39	43	-25	11
5	-66	25	7	-3	-24	-17	-3		22	52	-28	1
6	-52	33	11	5	-22	-18			7	36	-33	12
7	10	36	20	-5	-22	-18			14	8	-29	1
8	27	12	21	-17	-18	-20			7	6	-21	2
9	47	7	31	-20	-19	-18			8	13	-1	18
10	46	0	28	-5	-19	-13			0	10	30	9
11	49	-13	17	2	-18	7			4	25	47	-4
12	30	-21	26	-8	-24	7			-15	24	45	-12
13	36	-21	60	4	-26	0			-35	14	26	-19
14	14	-22	44	1	-28	2			-39	20	27	-43
15	20	-28	20	-4	-25	12			-33	16	38	-41
16	47	-33	-8	-19	-19	15			-34	24	56	-29
17	46	-23	-8	-28	-10	4			-30	43	31	-11
18	25	-2	-5	-30	-10	9			-28	27	15	14
19	40	-1	-6	-32	-11	19			-16	37	33	29
20	49	-6	-2	-29	-10	31			-8	47	55	37
21	42	-1	11	-22	-15	25			-12	60	45	45
22	29	25	-6	-24	-20	3		3	-14	59	35	31
23	18	68	-11	-24	-22	8		-1	-25	44	12	18
24	20	61	-7	-22	-26	18		-4	-31	46	-5	6
25	43	49	12	-10	-34	-10		3	-32	58	-11	-19
26	88	41	21	-4	-38	-10		11	-29	61	-11	-29
27	68	50	1	-5	-40	8		20	-25	70	14	-37
28	29	50	-5	3	-46	8		19	-7	49	38	-44
29	21	33	-8	2	-44	8		10	4	36	15	-46
30	31		13	0	-37	10		-3	18	24	4	-47
31	34		10		-29			-17		8		-36
Max	88	86	89	5	-4	31			39	70	56	45
Min	-66	-33	-11	-32	-46	-21			-39	6	-33	-47
Mid	21	19	16	-10	-22	0			-10	35	12	-6

Årsmid: 5 cm

Døgnmin: 05.01.2008 -66 cm



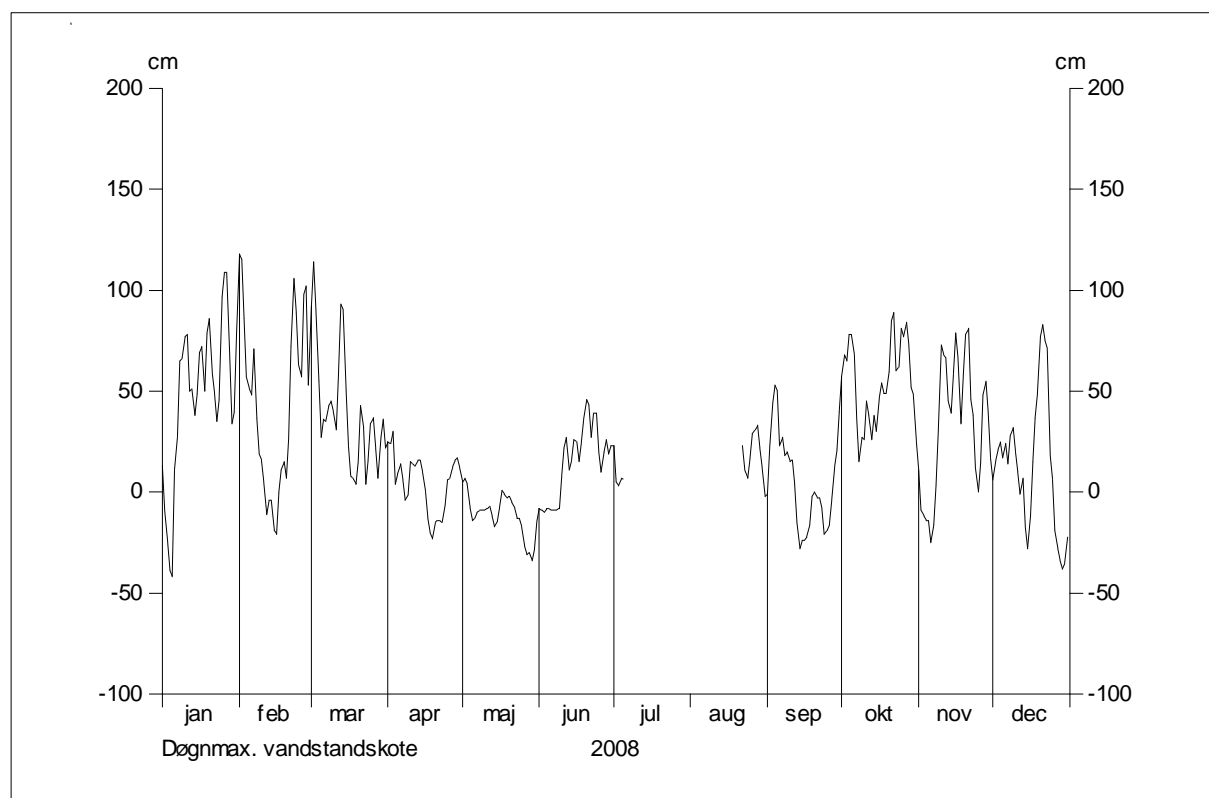
09.16 Thisted Havn, 2008

Døgnmax. vandstandskote i cm

Dag	Jan	Feb	Mar	Apr	Maj	Jun	Jul	Aug	Sep	Okt	Nov	Dec
1	13	118	92	25	5	-8	23		-1	57	11	6
2	-9	115	114	24	7	-9	5		22	68	-9	16
3	-25	86	90	30	4	-10	3		44	65	-12	21
4	-39	57	55	4	-8	-8	7		53	78	-14	25
5	-42	51	27	9	-14	-8	6		50	78	-14	17
6	11	48	36	14	-13	-9			23	68	-25	24
7	28	71	35	6	-10	-9			27	37	-16	14
8	65	36	43	-4	-9	-9			18	15	4	28
9	66	19	45	-1	-9	-8			20	27	31	32
10	77	16	40	15	-9	8			15	26	73	20
11	78	5	31	14	-8	22			16	45	68	10
12	50	-11	60	13	-7	27			4	38	66	-1
13	51	-4	93	16	-12	11			-15	26	45	7
14	38	-4	90	16	-17	16			-28	38	39	-17
15	49	-19	50	10	-14	26			-24	30	59	-28
16	69	-21	23	0	-7	25			-24	47	79	-11
17	72	0	8	-13	1	15			-22	54	66	15
18	50	11	7	-20	-1	25			-16	49	34	37
19	79	15	4	-23	-3	36			-2	49	58	49
20	86	7	16	-15	-2	46			0	60	78	77
21	59	27	43	-14	-5	43			-3	85	81	83
22	49	72	32	-14	-8	27		23	-3	89	46	75
23	35	106	4	-15	-13	39		11	-8	60	38	71
24	46	89	16	-6	-13	39		7	-21	62	12	18
25	97	63	34	6	-17	20		17	-19	81	0	6
26	109	57	37	7	-27	10		29	-16	77	15	-19
27	109	98	22	13	-31	20		31	-4	84	48	-28
28	68	102	7	16	-30	26		33	13	73	55	-34
29	34	53	27	17	-34	19		22	21	52	39	-38
30	40		36	12	-28	23		12	40	48	17	-35
31	78		22		-15			-2		25		-22
Max	109	118	114	30	7	46			53	89	81	83
Min	-42	-21	4	-23	-34	-10			-28	15	-25	-38
Mid	48	44	40	5	-11	15			5	55	32	13

Årsmid: 24 cm

Døgnmax: 01.02.2008 118 cm



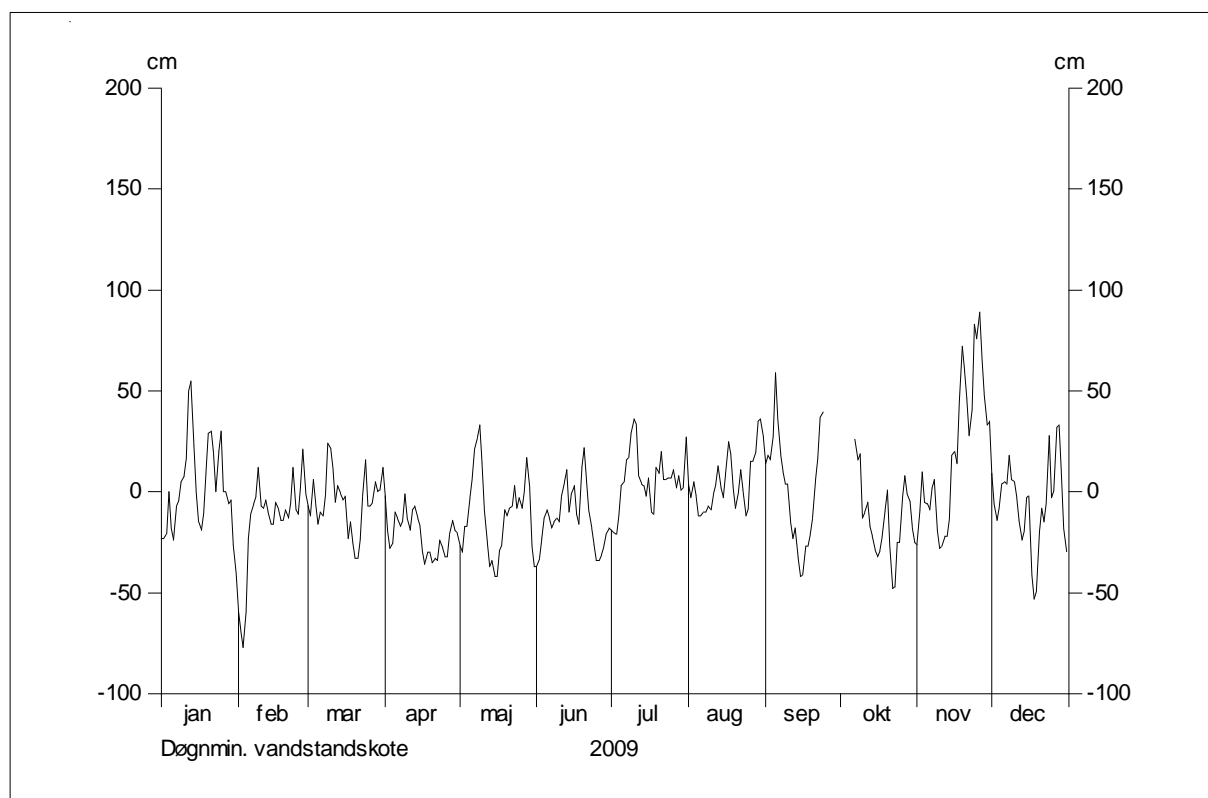
09.16 Thisted Havn, 2009

Døgnmin. vandstandskote i cm

Dag	Jan	Feb	Mar	Apr	Maj	Jun	Jul	Aug	Sep	Okt	Nov	Dec
1	-23	-59	-7	-2	-27	-37	-19	4	14		-26	9
2	-23	-69	-12	-19	-30	-33	-20	-3	18		-9	-6
3	-21	-77	6	-28	-17	-23	-21	5	16		10	-14
4	0	-59	-6	-25	-17	-13	-11	-2	28		-5	-7
5	-18	-23	-16	-10	-3	-9	3	-12	59		-6	4
6	-24	-11	-10	-13	7	-13	5	-12	36		-9	5
7	-7	-6	-12	-17	21	-18	16	-10	18	26	2	4
8	-4	-2	-1	-14	27	-15	17	-10	10	16	6	18
9	5	12	24	-1	33	-13	29	-7	4	19	-19	6
10	8	-7	21	-13	14	-15	36	-9	4	-13	-28	5
11	17	-8	11	-19	-9	-2	33	-1	-15	-10	-27	-3
12	50	-4	-5	-9	-25	5	8	4	-23	-5	-22	-14
13	55	-10	3	-7	-37	11	4	13	-18	-17	-22	-24
14	23	-16	-1	-13	-34	-10	3	2	-33	-22	-13	-19
15	0	-16	-4	-17	-42	-1	-2	-3	-42	-29	18	-3
16	-14	-5	-2	-29	-42	3	7	9	-41	-32	20	-2
17	-19	-9	-23	-36	-29	-11	-10	25	-27	-29	14	-41
18	-10	-14	-15	-30	-26	-16	-11	18	-27	-22	44	-53
19	10	-14	-25	-30	-9	12	12	2	-21	-9	72	-49
20	29	-9	-33	-35	-12	22	9	-8	-13	1	60	-20
21	30	-13	-33	-33	-8	6	20	0	6	-26	46	-8
22	19	-5	-23	-34	-7	-9	6	11	17	-48	28	-15
23	0	12	-2	-24	3	-18	6	1	37	-47	41	-5
24	20	-9	16	-28	-8	-26	7	-12	40	-25	83	28
25	30	-11	-7	-32	-3	-34	7	-8		-25	76	-3
26	0	3	-7	-32	-8	-34	11	15		-3	89	1
27	0	21	-5	-21	1	-31	2	15		8	67	32
28	-6	-1	5	-14	17	-27	8	20		-1	48	33
29	-4		0	-19	2	-21	1	35		-5	33	10
30	-26		1	-20	-27	-18	2	36		-18	35	-18
31	-41		12		-37		27	27		-25		-30
Max	55	21	24	-1	33	22	36	36			89	33
Min	-41	-77	-33	-36	-42	-37	-21	-12			-28	-53
Mid	2	-15	-5	-21	-11	-13	6	5			20	-6

Årsmid: -4 cm

Døgnmin: 03.02.2009 -77 cm



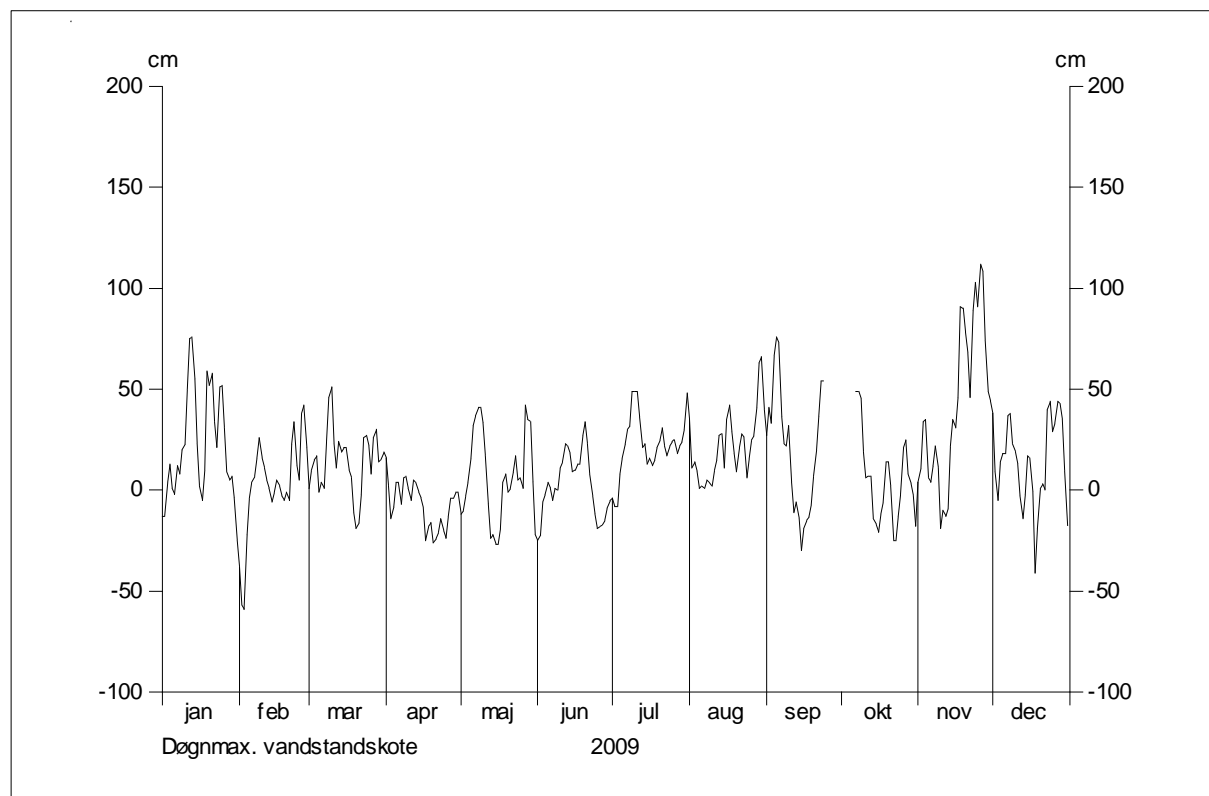
09.16 Thisted Havn, 2009

Døgnmax. vandstandskote i cm

Dag	Jan	Feb	Mar	Apr	Maj	Jun	Jul	Aug	Sep	Okt	Nov	Dec
1	-13	-38	1	16	-12	-25	-4	35	27		4	38
2	-13	-57	10	2	-10	-22	-8	11	41		11	9
3	4	-59	15	-14	-3	-6	-8	14	33		34	-5
4	13	-22	17	-8	4	-2	8	9	67		35	14
5	1	-4	-1	4	16	4	16	1	76		6	18
6	-2	4	4	4	32	1	23	2	73		4	18
7	12	7	1	-7	37	-5	30	1	36	49	12	37
8	8	16	24	6	41	1	32	5	23	49	22	38
9	20	26	46	7	41	0	49	4	22	45	11	23
10	23	16	51	1	33	11	49	2	32	19	-19	19
11	50	11	23	-5	17	14	49	10	4	6	-10	13
12	75	5	11	5	-7	23	36	15	-11	7	-13	-3
13	76	1	24	4	-24	22	21	27	-6	7	-9	-14
14	55	-6	19	-1	-22	18	23	28	-14	-14	22	-2
15	23	-1	21	-4	-27	9	13	11	-30	-17	35	17
16	2	5	21	-9	-27	10	16	35	-19	-21	31	16
17	-5	2	10	-25	-19	13	12	42	-15	-12	46	-1
18	10	-3	6	-18	4	13	15	29	-13	-6	91	-41
19	59	-5	-11	-16	8	27	21	18	-7	14	90	-19
20	52	-1	-19	-26	-1	34	25	9	7	14	78	1
21	58	-5	-16	-24	1	23	31	21	20	2	68	3
22	34	23	-2	-21	9	8	22	28	37	-25	46	0
23	21	34	26	-14	17	-3	17	26	54	-25	89	40
24	51	12	27	-20	5	-12	22	6	54	-13	103	44
25	52	5	22	-24	6	-19	24	16		-2	91	29
26	31	38	8	-13	1	-18	25	25		21	112	33
27	9	42	26	-4	42	-17	18	27		25	108	44
28	5	21	30	-4	35	-15	22	41		8	74	43
29	7		14	-1	34	-9	24	63		3	49	35
30	-4		15	-1	4	-5	30	66		-3	44	10
31	-25		19		-22		48	40		-18		-18
Max	76	42	51	16	42	34	49	66			112	44
Min	-25	-59	-19	-26	-27	-25	-8	1			-19	-41
Mid	22	2	14	-7	7	2	23	22			42	14

Årsmid: 14 cm

Døgnmax: 26.11.2009 112 cm



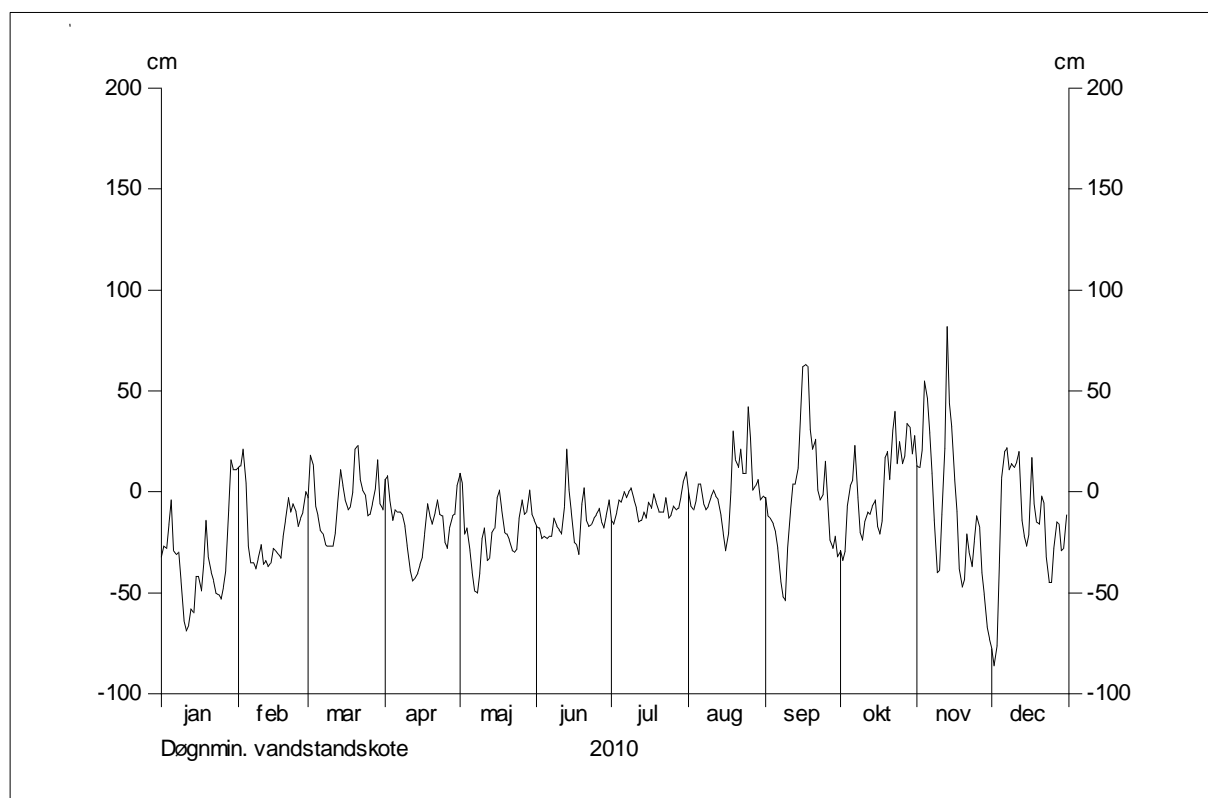
09.16 Thisted Havn, 2010

Døgnmin. vandstandskote i cm

Dag	Jan	Feb	Mar	Apr	Maj	Jun	Jul	Aug	Sep	Okt	Nov	Dec
1	-32	12	-3	6	9	-17	-14	0	-3	-29	13	-78
2	-27	13	18	8	4	-18	-16	-7	-12	-34	12	-86
3	-28	21	13	-4	-21	-23	-10	-9	-13	-29	21	-76
4	-16	4	-7	-14	-18	-22	-4	-4	-16	-7	55	-36
5	-4	-27	-12	-9	-29	-23	-5	4	-20	3	46	7
6	-29	-35	-19	-10	-40	-22	0	4	-28	6	29	20
7	-31	-35	-21	-10	-49	-22	-3	-6	-44	23	9	22
8	-30	-38	-26	-12	-50	-13	0	-9	-52	-3	-14	11
9	-44	-33	-27	-17	-40	-17	2	-7	-54	-20	-40	14
10	-64	-26	-27	-27	-23	-19	-4	-2	-28	-24	-39	12
11	-69	-36	-27	-39	-18	-21	-8	1	-9	-15	-11	15
12	-66	-34	-20	-44	-34	-7	-15	-2	4	-10	22	20
13	-58	-37	-6	-43	-33	21	-14	-4	4	-11	82	-14
14	-60	-35	11	-40	-20	1	-10	-12	12	-7	44	-22
15	-42	-28	3	-36	-18	-10	-13	-21	37	-4	32	-27
16	-42	-29	-4	-32	-3	-25	-5	-29	62	-17	6	-21
17	-49	-31	-9	-21	1	-26	-8	-20	63	-21	-10	17
18	-35	-33	-7	-6	-9	-31	-1	0	62	-14	-38	-6
19	-14	-22	0	-12	-20	-6	-5	30	31	17	-47	-15
20	-32	-14	21	-16	-21	2	-10	16	21	20	-43	-16
21	-40	-3	23	-10	-24	-14	-10	12	26	6	-21	-2
22	-44	-10	6	-4	-29	-17	-10	21	1	30	-30	-6
23	-50	-6	1	-11	-30	-16	-3	9	-4	40	-37	-32
24	-51	-10	-2	-12	-28	-13	-13	9	-1	14	-24	-45
25	-53	-17	-12	-25	-13	-11	-11	42	15	25	-12	-45
26	-47	-13	-11	-28	-4	-8	-7	26	-4	14	-18	-28
27	-39	-10	-6	-18	-11	-15	-9	1	-24	18	-40	-15
28	-9	0	2	-12	-10	-18	-8	3	-28	34	-51	-16
29	16		16	-11	1	-12	-2	6	-22	32	-67	-29
30	11		-6	3	-11	-4	5	-4	-32	19	-73	-28
31	11		-9		-14		10	-2		28		-11
Max	16	21	23	8	9	21	10	42	63	40	82	22
Min	-69	-38	-27	-44	-50	-31	-16	-29	-54	-34	-73	-86
Mid	-34	-18	-5	-17	-20	-14	-6	1	-2	3	-8	-17

Årsmid: -11 cm

Døgnmin: 02.12.2010 -86 cm



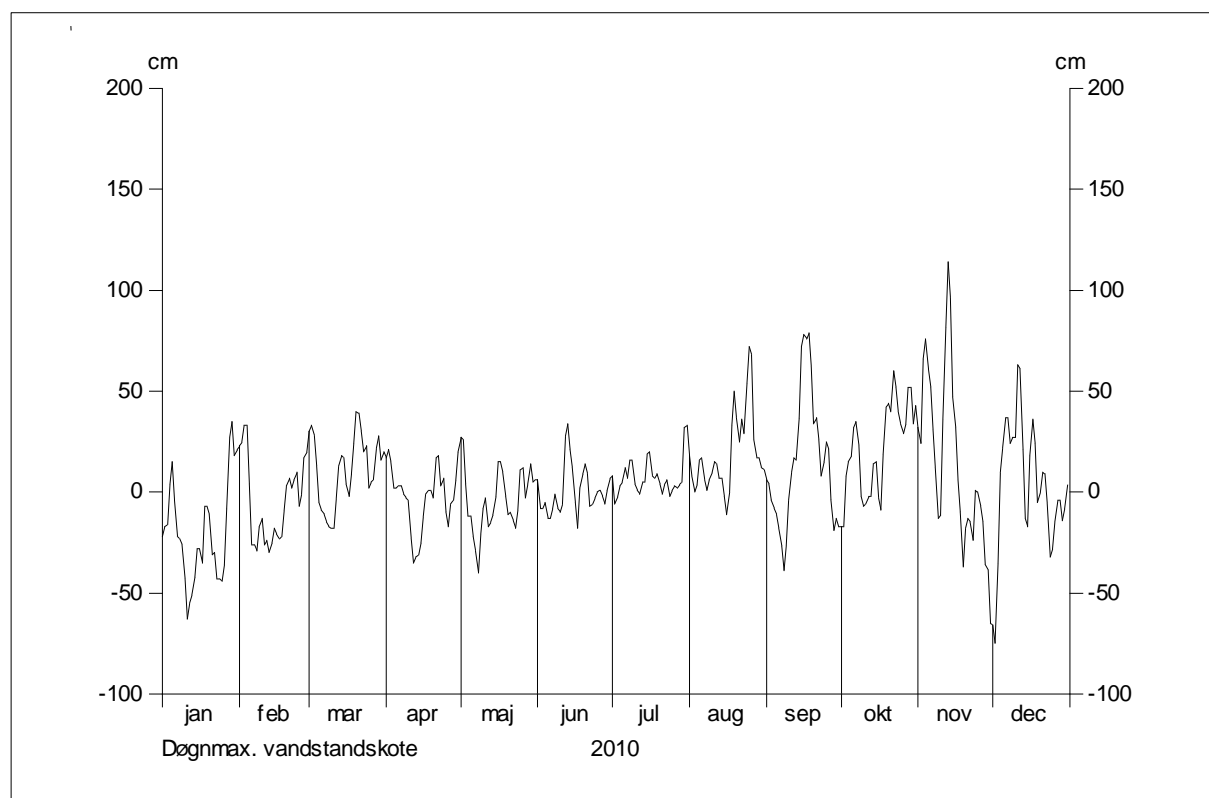
09.16 Thisted Havn, 2010

Døgnmax. vandstandskote i cm

Dag	Jan	Feb	Mar	Apr	Maj	Jun	Jul	Aug	Sep	Okt	Nov	Dec
1	-22	23	30	17	27	6	8	18	6	-17	32	-66
2	-17	25	33	21	26	-8	-6	8	4	-17	24	-75
3	-16	33	28	15	4	-8	-2	0	-4	8	66	-35
4	4	33	13	2	-12	-5	3	4	-8	15	76	10
5	15	4	-5	2	-12	-13	5	16	-11	18	61	22
6	-4	-26	-9	3	-22	-13	12	17	-18	32	52	37
7	-22	-26	-11	3	-29	-8	7	6	-27	35	31	37
8	-23	-29	-15	-1	-40	-1	16	1	-39	23	12	24
9	-26	-17	-17	-3	-21	-8	16	6	-26	-2	-13	27
10	-43	-13	-18	-4	-8	-10	4	10	-4	-7	-11	27
11	-63	-26	-18	-23	-3	-6	1	15	10	-6	36	63
12	-55	-24	-3	-35	-17	28	-1	14	17	-2	82	61
13	-51	-30	13	-32	-15	34	5	7	16	-2	114	21
14	-42	-25	18	-31	-11	21	5	7	37	14	96	-13
15	-28	-18	17	-25	-2	12	19	-2	72	15	47	-17
16	-28	-21	4	-12	15	-5	20	-11	78	-3	32	18
17	-35	-23	-2	-1	15	-18	8	0	76	-9	6	36
18	-7	-22	9	1	10	2	7	33	79	19	-10	24
19	-7	-9	24	1	-2	9	9	50	62	42	-37	-5
20	-11	3	40	-3	-11	14	4	37	34	44	-18	0
21	-31	7	39	17	-10	9	-1	25	37	40	-13	10
22	-30	2	30	18	-14	-7	4	36	26	60	-15	9
23	-43	6	20	3	-18	-6	6	29	8	52	-24	-6
24	-43	10	23	7	-9	-3	-2	54	15	40	1	-32
25	-44	-7	2	-10	11	0	1	72	25	34	0	-28
26	-36	-1	5	-17	12	1	3	68	21	29	-7	-15
27	-8	17	6	-6	-3	-2	2	26	-4	34	-15	-4
28	27	20	22	-4	4	-6	4	17	-19	52	-36	-4
29	35	28	6	6	14	1	5	17	-13	52	-39	-14
30	18	16	20	20	5	7	32	12	-17	34	-65	-8
31	21	20	20	6	6	7	33	11	43	43	4	4
Max	35	33	40	21	27	34	33	72	79	60	114	63
Min	-63	-30	-18	-35	-40	-18	-6	-11	-39	-17	-65	-75
Mid	-20	-5	11	-2	-4	1	7	19	14	22	16	3

Årsmid: 5 cm

Døgnmax: 13.11.2010 114 cm



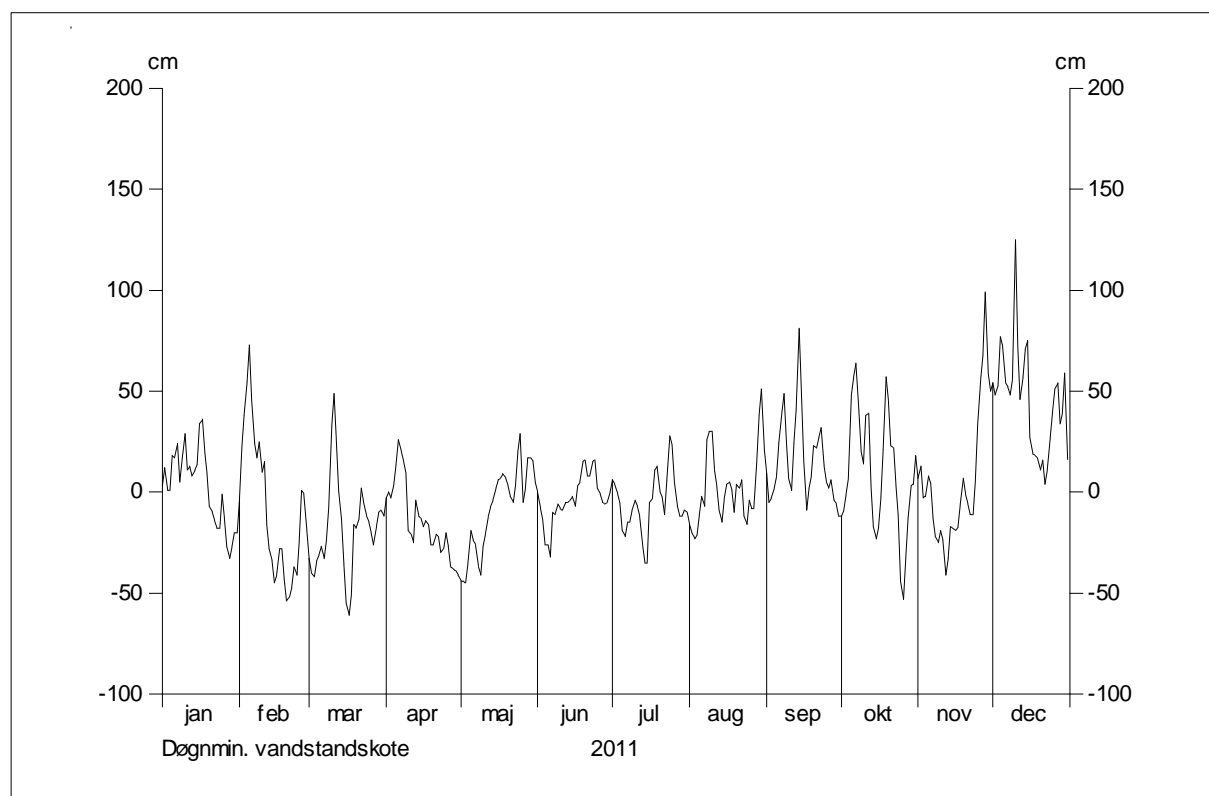
09.16 Thisted Havn, 2011

Døgnmin. vandstandskote i cm

Dag	Jan	Feb	Mar	Apr	Maj	Jun	Jul	Aug	Sep	Okt	Nov	Dec
1	3	-3	-33	-3	-44	0	6	-16	9	-12	7	54
2	12	22	-40	0	-44	-8	4	-20	-5	-9	13	48
3	1	38	-42	-3	-45	-14	-1	-23	-3	-1	-3	53
4	1	55	-34	4	-35	-26	-6	-21	2	7	-2	77
5	18	73	-31	14	-19	-26	-19	-11	8	48	8	72
6	17	46	-27	26	-24	-32	-22	-2	24	57	4	54
7	24	24	-33	20	-26	-10	-15	-7	39	64	-13	52
8	5	17	-23	15	-37	-11	-15	26	49	40	-22	48
9	16	25	-7	9	-41	-6	-9	30	26	20	-25	56
10	29	10	33	-19	-27	-8	-4	30	7	14	-19	125
11	11	15	49	-21	-21	-9	-7	11	1	38	-24	73
12	13	-16	26	-25	-12	-5	-12	3	24	39	-41	46
13	8	-28	1	-4	-7	-5	-26	-9	41	3	-33	57
14	11	-34	-14	-12	-4	-4	-35	-15	81	-17	-17	71
15	14	-45	-36	-13	2	-2	-35	-3	49	-23	-18	75
16	34	-41	-55	-17	6	-7	-5	4	16	-17	-19	27
17	36	-28	-61	-14	7	3	-3	5	-9	-3	-17	19
18	20	-28	-50	-16	9	5	11	1	2	21	-6	18
19	9	-43	-16	-26	7	15	13	-10	8	57	7	17
20	-7	-54	-18	-26	3	16	0	4	23	45	-1	11
21	-10	-52	-13	-21	-2	8	-3	2	22	23	-6	16
22	-14	-47	2	-22	-5	8	-11	6	27	22	-11	4
23	-18	-37	-5	-30	4	15	6	-12	32	3	-11	11
24	-18	-41	-12	-28	20	16	28	-16	13	-12	6	27
25	-1	-24	-15	-20	29	2	23	-4	5	-44	33	40
26	-13	1	-20	-27	-5	-1	5	-8	2	-53	56	51
27	-27	-1	-26	-37	2	-5	-7	-8	6	-32	68	54
28	-33	-19	-17	-38	17	-6	-12	16	-4	-13	99	34
29	-27		-10	-39	17	-5	-12	38	-6	3	59	39
30	-20		-9	-41	15	0	-9	51	-12	4	50	59
31	-20		-12		5		-10	21		18		16
Max	36	73	49	26	29	16	28	51	81	64	99	125
Min	-33	-54	-61	-41	-45	-32	-35	-23	-12	-53	-41	4
Mid	2	-8	-18	-14	-8	-3	-6	2	16	9	4	45

Årsmid: 2 cm

Døgnmin: 17.03.2011 -61 cm



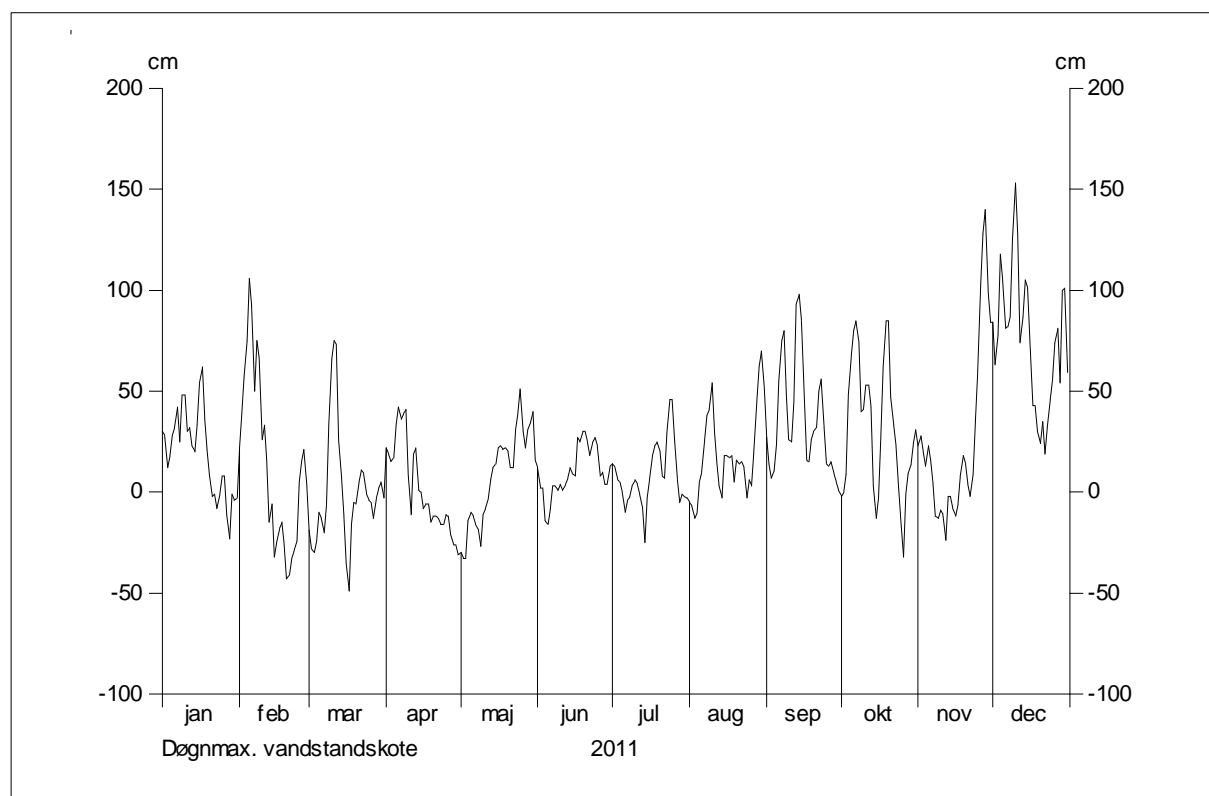
09.16 Thisted Havn, 2011

Døgnmax. vandstandskote i cm

Dag	Jan	Feb	Mar	Apr	Maj	Jun	Jul	Aug	Sep	Okt	Nov	Dec
1	30	22	-19	22	-30	12	14	-5	27	-2	23	84
2	28	39	-28	19	-33	2	13	-7	14	0	28	63
3	12	57	-30	15	-33	2	6	-13	7	9	20	78
4	18	75	-24	17	-14	-14	5	-10	11	48	13	118
5	28	106	-10	33	-10	-16	0	5	24	68	23	105
6	32	92	-13	42	-12	-8	-10	10	55	80	15	81
7	42	50	-20	36	-16	3	-4	26	75	85	4	82
8	25	75	-6	39	-19	3	-2	38	80	74	-12	87
9	48	66	33	41	-27	1	3	41	49	40	-13	125
10	48	26	66	9	-11	4	6	54	26	41	-9	153
11	30	33	75	-11	-8	1	4	30	25	53	-11	127
12	32	15	73	19	-3	4	-1	15	45	53	-24	74
13	23	-15	26	22	6	7	-8	3	93	42	-2	87
14	20	-6	7	1	12	12	-25	-3	98	3	-2	105
15	34	-32	-12	0	14	9	-3	18	85	-13	-8	101
16	54	-25	-35	-8	22	8	6	18	55	-2	-12	76
17	62	-18	-49	-6	23	27	18	17	16	28	-6	43
18	36	-15	-16	-6	21	25	23	18	15	62	8	43
19	21	-26	-5	-15	22	30	25	5	26	85	18	30
20	9	-43	-6	-12	20	30	20	16	30	85	14	24
21	-2	-41	5	-12	12	25	8	14	32	47	4	35
22	-1	-33	11	-13	12	18	7	15	50	33	-2	19
23	-8	-29	9	-16	31	25	29	12	56	23	9	32
24	-1	-24	-1	-16	39	27	46	-3	32	5	35	46
25	8	5	-4	-11	51	23	46	6	14	-12	59	56
26	8	15	-5	-12	30	8	27	3	13	-32	103	74
27	-11	21	-13	-21	22	10	6	20	15	-1	128	81
28	-23	3	-3	-26	31	4	-5	45	9	9	140	54
29	-1		2	-26	35	4	-1	62	5	14	99	100
30	-4		5	-31	40	13	-2	70	1	24	84	101
31	-3		-3		16		-3	51		31		59
Max	62	106	75	42	51	30	46	70	98	85	140	153
Min	-23	-43	-49	-31	-33	-16	-25	-13	1	-32	-24	19
Mid	19	14	0	2	8	10	8	18	36	32	24	76

Årsmid: 21 cm

Døgnmax: 10.12.2011 153 cm



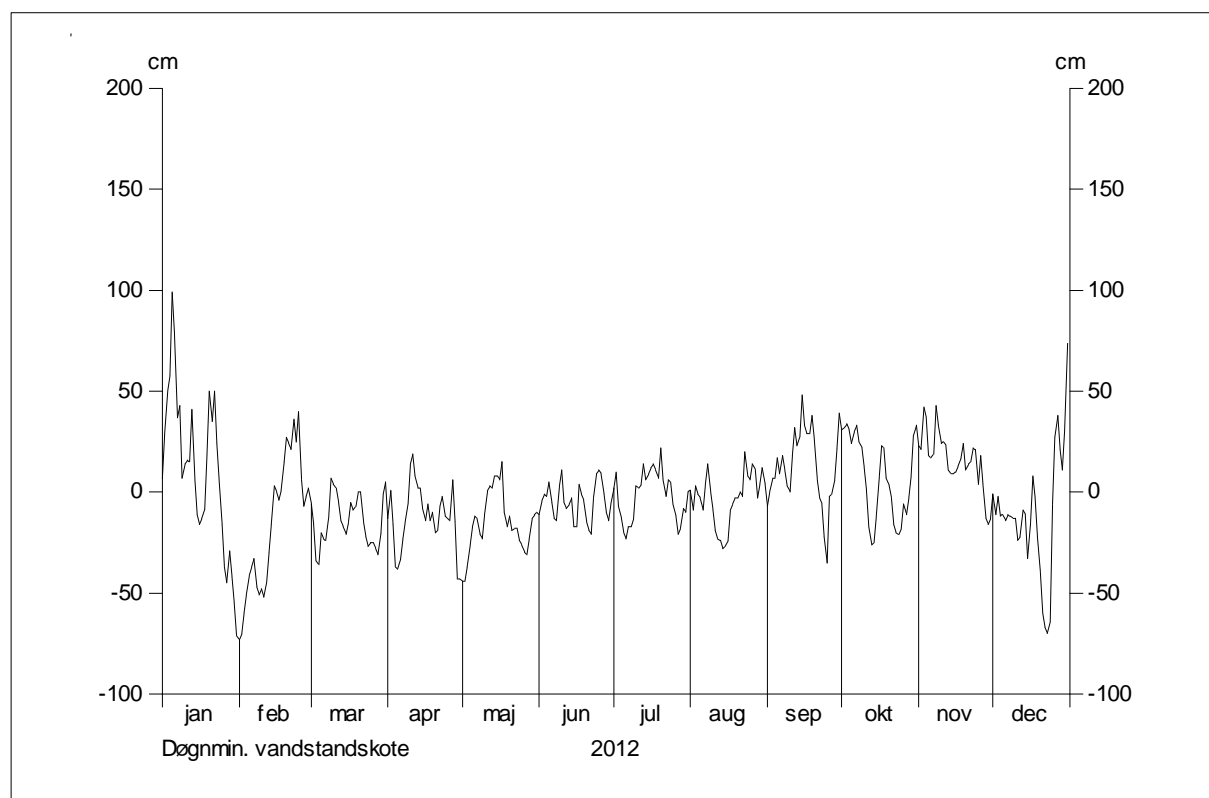
09.16 Thisted Havn, 2012

Døgnmin. vandstandskote i cm

Dag	Jan	Feb	Mar	Apr	Maj	Jun	Jul	Aug	Sep	Okt	Nov	Dec
1	7	-73	-6	-13	-44	-11	2	1	-7	31	23	-1
2	29	-70	-16	1	-44	-4	10	-9	0	32	21	-11
3	50	-60	-34	-16	-37	-1	-7	3	7	34	42	-2
4	58	-51	-36	-37	-26	-2	-13	-1	7	31	37	-12
5	99	-41	-20	-38	-17	5	-20	-3	17	24	18	-11
6	78	-37	-23	-33	-12	-5	-23	-9	9	30	17	-14
7	37	-33	-24	-23	-13	-13	-17	4	18	33	19	-11
8	43	-47	-12	-15	-21	-14	-17	14	11	25	43	-12
9	7	-51	7	-5	-23	3	-13	0	3	22	33	-13
10	14	-48	4	14	-11	11	3	-9	0	12	24	-13
11	16	-52	2	19	1	-5	2	-19	18	1	25	-24
12	15	-44	-5	8	3	-8	4	-23	32	-17	23	-22
13	41	-30	-14	2	2	-6	14	-24	23	-26	11	-9
14	6	-16	-17	2	8	-3	6	-28	28	-25	9	-11
15	-11	3	-21	-8	8	-17	9	-27	48	-12	9	-33
16	-16	0	-15	-14	6	-17	12	-24	33	8	10	-15
17	-13	-4	-5	-6	15	4	14	-9	29	23	13	8
18	-8	1	-9	-14	-10	-1	11	-6	29	22	17	-3
19	19	15	-7	-10	-17	-4	7	-3	38	7	24	-22
20	50	27	0	-20	-12	-15	22	-3	26	3	11	-40
21	35	24	0	-19	-19	-19	6	0	6	-3	14	-60
22	50	21	-15	-7	-18	-21	-2	-2	-3	-16	15	-67
23	24	36	-22	-2	-18	-3	6	20	-6	-20	22	-70
24	6	25	-27	-12	-24	9	5	8	-22	-21	21	-64
25	-16	40	-25	-13	-26	11	-6	6	-35	-18	4	-6
26	-37	6	-25	-14	-30	9	-12	14	-2	-6	18	27
27	-45	-7	-28	6	-31	-1	-21	11	-1	-11	4	38
28	-29	-2	-31	-15	-23	-10	-18	-3	6	-3	-13	21
29	-42	2	-20	-43	-13	-14	-8	4	22	8	-16	11
30	-55		-1	-43	-11	-6	-10	12	39	28	-13	31
31	-71		5		-10		0	4		33		74
Max	99	40	7	19	15	11	22	20	48	34	43	74
Min	-71	-73	-36	-43	-44	-21	-23	-28	-35	-26	-16	-70
Mid	11	-16	-14	-12	-15	-5	-2	-3	12	7	16	-11

Årsmid: -3 cm

Døgnmin: 01.02.2012 -73 cm



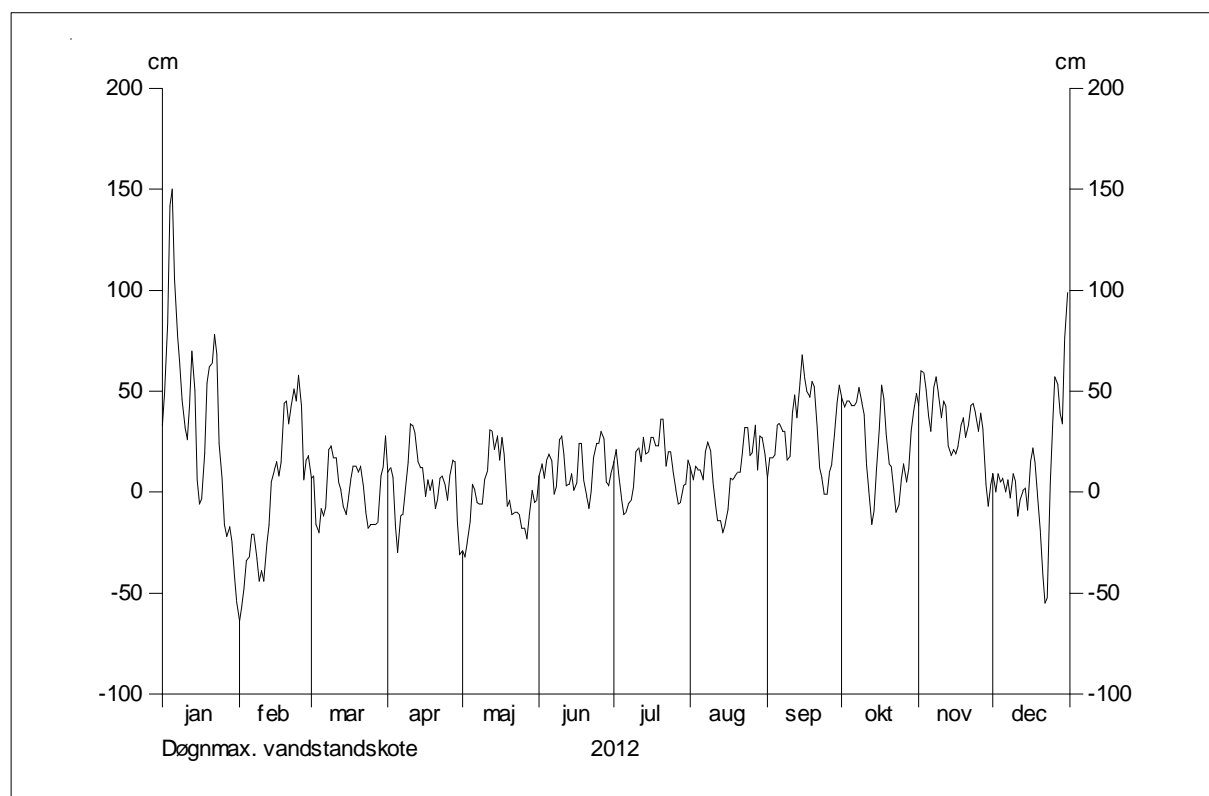
09.16 Thisted Havn, 2012

Døgnmax. vandstandskote i cm

Dag	Jan	Feb	Mar	Apr	Maj	Jun	Jul	Aug	Sep	Okt	Nov	Dec
1	33	-64	7	10	-29	8	15	12	7	47	43	9
2	50	-56	8	12	-32	14	21	6	17	42	60	0
3	84	-47	-16	7	-25	7	10	13	17	45	59	9
4	142	-34	-20	-16	-14	16	-3	11	19	45	50	5
5	150	-32	-8	-30	4	19	-11	11	33	43	38	7
6	106	-21	-12	-12	1	15	-10	6	34	43	30	0
7	78	-21	-7	-11	-5	-1	-6	20	30	45	52	6
8	63	-33	21	0	-6	3	-4	25	30	52	57	-3
9	46	-44	23	15	-6	26	3	20	16	44	49	9
10	32	-39	17	34	6	28	20	5	18	38	37	5
11	26	-44	17	33	11	18	22	-5	39	14	45	-12
12	44	-26	5	29	31	3	15	-14	48	1	42	-4
13	70	-16	1	15	30	4	27	-14	37	-16	23	1
14	50	5	-7	12	21	9	19	-20	54	-9	18	2
15	6	11	-11	12	28	1	20	-16	68	10	21	-9
16	-6	15	-3	-2	16	5	27	-8	57	32	19	15
17	-3	8	6	6	27	24	27	7	50	53	23	22
18	20	15	13	1	18	24	23	6	47	46	33	14
19	54	44	13	6	-7	6	23	8	55	29	37	-1
20	62	45	10	-8	-4	-2	36	10	52	14	27	-20
21	64	34	13	-3	-11	-8	36	10	31	12	34	-40
22	78	42	2	7	-10	1	13	20	12	1	43	-55
23	68	51	-10	8	-10	17	20	32	7	-10	44	-52
24	24	45	-18	3	-11	24	20	32	-1	-6	39	4
25	6	58	-16	-4	-18	24	11	18	-1	6	30	32
26	-16	42	-16	8	-18	30	1	20	10	14	39	57
27	-22	6	-16	16	-23	26	-6	33	14	5	31	53
28	-17	16	-15	15	-12	5	-5	11	30	12	4	39
29	-25	18	8	-14	1	3	3	28	44	30	-7	34
30	-40		13	-31	-5	9	4	27	53	39	3	76
31	-54		28		-4		16	18		49		99
Max	150	58	28	34	31	30	36	33	68	53	60	99
Min	-54	-64	-20	-31	-32	-8	-11	-20	-1	-16	-7	-55
Mid	38	-1	1	4	-2	12	12	11	31	25	34	10

Årsmid: 15 cm

Døgnmax: 05.01.2012 150 cm



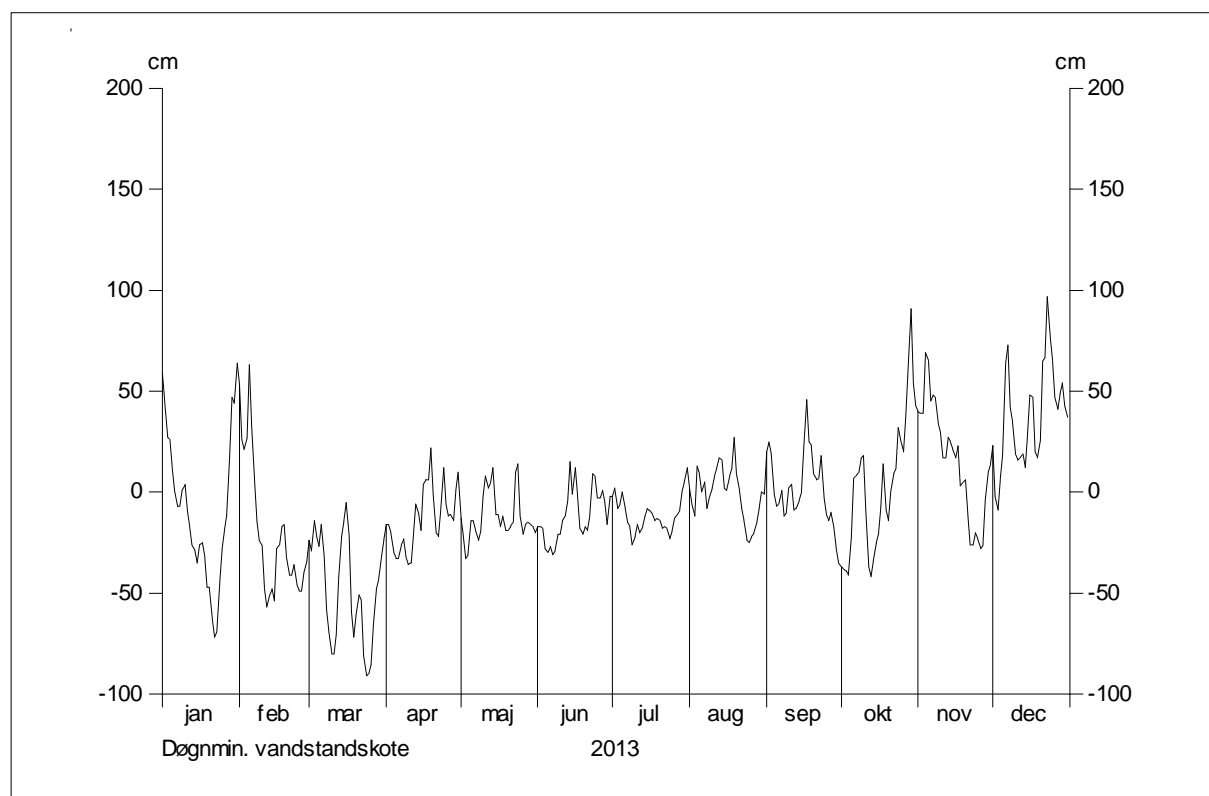
09.16 Thisted Havn, 2013

Døgnmin. vandstandskote i cm

Dag	Jan	Feb	Mar	Apr	Maj	Jun	Jul	Aug	Sep	Okt	Nov	Dec
1	59	53	-24	-16	-13	-17	-2	2	20	-37	40	23
2	45	26	-29	-16	-22	-17	2	-6	25	-38	39	-2
3	27	21	-14	-20	-33	-18	-8	-12	19	-39	39	-9
4	26	27	-22	-30	-31	-28	-6	13	-1	-41	69	7
5	12	63	-27	-33	-14	-30	0	9	-7	-22	65	19
6	1	33	-16	-33	-14	-27	-8	0	-6	7	45	64
7	-7	5	-32	-26	-19	-31	-15	5	1	8	48	73
8	-7	-14	-58	-23	-24	-29	-17	-8	-12	10	47	42
9	1	-24	-69	-32	-19	-21	-26	-3	-10	17	34	35
10	4	-27	-80	-36	-2	-21	-22	2	2	18	29	19
11	-9	-48	-80	-35	8	-14	-16	8	4	-8	17	16
12	-17	-57	-70	-21	2	-11	-20	12	-9	-37	17	17
13	-26	-52	-43	-6	5	-4	-17	17	-8	-42	27	19
14	-29	-48	-22	-11	12	15	-12	16	-4	-34	25	12
15	-35	-54	-14	-19	-11	-1	-8	2	0	-25	21	29
16	-26	-28	-5	4	-11	12	-9	1	22	-20	17	48
17	-25	-26	-22	6	-17	-2	-11	8	46	-7	23	47
18	-32	-17	-59	6	-12	-18	-14	12	25	14	3	20
19	-47	-16	-72	22	-19	-21	-13	27	23	-9	5	17
20	-47	-32	-61	-1	-19	-17	-14	9	9	-14	6	26
21	-63	-41	-51	-20	-17	-19	-18	1	6	0	-11	65
22	-72	-41	-54	-22	-15	-12	-17	-8	7	9	-26	67
23	-69	-36	-81	-9	10	9	-18	-14	18	12	-26	97
24	-44	-46	-91	12	14	8	-23	-24	-3	32	-20	77
25	-28	-49	-90	-6	-12	-3	-19	-25	-11	26	-23	65
26	-19	-49	-85	-12	-21	-3	-13	-22	-14	20	-28	47
27	-11	-40	-66	-11	-16	1	-11	-20	-10	38	-26	41
28	18	-34	-48	-14	-15	-5	-9	-15	-18	61	-4	49
29	47		-43	1	-16	-16	0	-8	-28	91	10	54
30	44		-34	10	-17	-2	5	0	-35	54	14	43
31	64		-23		-20		12	-1		43		37
Max	64	63	-5	22	14	15	12	27	46	91	69	97
Min	-72	-57	-91	-36	-33	-31	-26	-25	-35	-42	-28	-9
Mid	-9	-20	-48	-13	-12	-11	-11	-1	2	3	16	38

Årsmid: -5 cm

Døgnmin: 24.03.2013 -91 cm



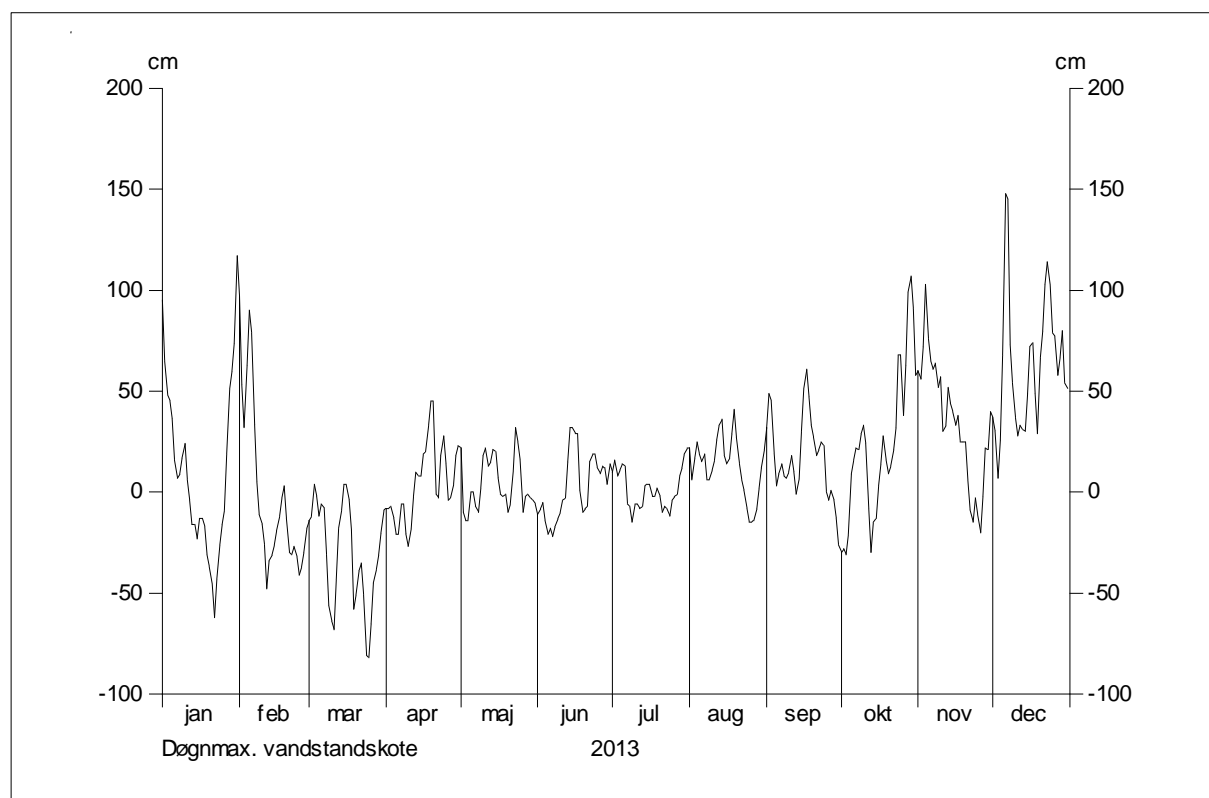
09.16 Thisted Havn, 2013

Døgnmax. vandstandskote i cm

Dag	Jan	Feb	Mar	Apr	Maj	Jun	Jul	Aug	Sep	Okt	Nov	Dec
1	95	97	-14	-8	22	-11	10	22	32	-30	60	37
2	65	53	-12	-8	-10	-8	16	6	49	-28	56	30
3	48	32	4	-7	-14	-5	8	17	45	-31	72	7
4	45	63	-2	-13	-14	-14	11	25	19	-21	103	26
5	36	90	-12	-21	0	-21	14	19	3	9	76	68
6	16	79	-6	-21	0	-18	13	15	9	16	65	148
7	7	33	-8	-6	-7	-22	-6	19	14	22	61	145
8	9	5	-31	-6	-10	-17	-7	6	8	21	64	73
9	17	-11	-56	-21	2	-13	-15	6	7	29	52	54
10	24	-16	-64	-27	18	-10	-6	11	10	33	57	37
11	6	-26	-68	-18	22	-4	-6	16	18	24	30	28
12	-4	-48	-43	-2	13	-3	-8	26	10	-8	33	33
13	-16	-34	-18	10	15	15	-7	33	-1	-30	52	31
14	-16	-31	-9	8	21	32	3	36	7	-15	44	30
15	-23	-26	4	8	20	32	4	18	30	-13	40	49
16	-13	-19	4	19	7	29	4	14	51	3	33	72
17	-13	-12	-4	20	-1	29	-2	17	61	14	38	74
18	-17	-3	-19	33	-2	1	-2	29	47	28	25	49
19	-31	3	-58	45	-1	-10	2	41	33	16	25	29
20	-37	-13	-51	45	-10	-8	-2	27	27	9	25	67
21	-46	-30	-39	-1	-6	-7	-10	14	18	13	6	80
22	-62	-31	-35	-3	11	15	-7	6	21	21	-9	103
23	-43	-27	-51	18	32	19	-8	1	25	32	-15	114
24	-26	-32	-81	28	25	19	-12	-8	23	68	-3	102
25	-16	-41	-82	14	16	12	-4	-15	0	68	-11	79
26	-9	-37	-65	-4	-10	9	-2	-15	-4	38	-20	77
27	19	-30	-45	-3	-2	13	-1	-14	1	63	-2	58
28	51	-18	-38	4	-1	12	8	-8	-4	99	22	67
29	60		-31	18	-3	4	12	2	-13	107	21	80
30	74		-20	23	-4	14	19	12	-26	91	40	54
31	117		-9		-6		22	21		58		51
Max	117	97	4	45	32	32	22	41	61	107	103	148
Min	-62	-48	-82	-27	-14	-22	-15	-15	-26	-31	-20	7
Mid	10	-1	-31	4	4	3	1	13	17	23	35	63

Årsmid: 12 cm

Døgnmax: 06.12.2013 148 cm



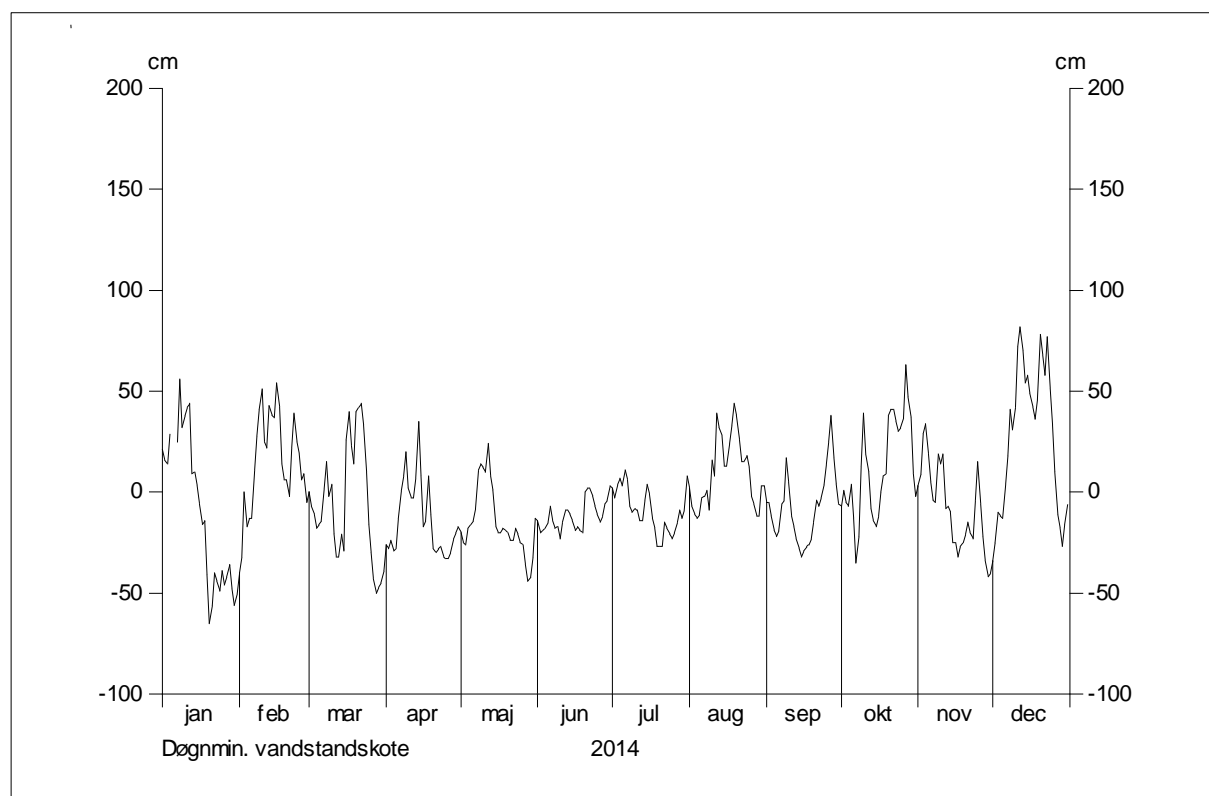
09.16 Thisted Havn, 2014

Døgnmin. vandstandskote i cm

Dag	Jan	Feb	Mar	Apr	Maj	Jun	Jul	Aug	Sep	Okt	Nov	Dec
1	21	-40	0	-26	-20	-14	2	2	-5	-7	3	-34
2	16	-32	-7	-28	-25	-20	-3	-7	-5	1	9	-25
3	14	0	-11	-24	-26	-19	4	-11	-12	-5	29	-10
4	29	-17	-18	-29	-18	-18	7	-13	-19	-7	34	-12
5		-13	-16	-28	-16	-15	3	-11	-22	4	19	-13
6		-13	-14	-13	-14	-7	11	-3	-19	-13	5	4
7	25	11	2	1	-8	-14	6	-2	-6	-35	-4	18
8	56	28	15	8	11	-18	-7	1	-4	-22	-5	41
9	32	41	-2	20	14	-17	-10	-9	17	13	19	31
10	38	51	4	2	12	-23	-8	16	5	39	14	42
11	42	25	-21	-3	10	-15	-9	8	-12	19	19	72
12	44	22	-32	-3	24	-9	-14	39	-17	10	-8	82
13	9	43	-32	7	8	-9	-14	32	-23	-8	-7	70
14	10	38	-21	35	1	-11	-4	28	-28	-14	-10	54
15	3	37	-29	8	-17	-14	4	13	-32	-17	-25	58
16	-6	54	26	-17	-20	-19	-1	13	-29	-12	-25	49
17	-16	42	40	-14	-20	-17	-13	24	-27	0	-32	42
18	-14	14	23	8	-18	-19	-18	33	-26	8	-27	36
19	-41	6	14	-11	-19	-20	-27	44	-23	9	-25	46
20	-65	6	40	-28	-20	0	-27	38	-15	38	-21	78
21	-56	-2	42	-30	-24	2	-27	26	-4	41	-15	68
22	-40	22	44	-28	-24	2	-15	15	-7	41	-20	58
23	-44	39	33	-27	-18	-2	-18	15	-3	35	-23	77
24	-49	25	10	-32	-21	-7	-21	18	4	30	-4	51
25	-39	19	-16	-33	-25	-11	-23	12	14	32	15	33
26	-46	6	-30	-33	-26	-15	-20	-2	25	37	-6	10
27	-42	9	-43	-30	-36	-12	-15	-6	38	63	-22	-11
28	-36	-5	-50	-23	-44	-6	-9	-12	17	47	-34	-18
29	-48		-47	-20	-42	-4	-13	-12	4	37	-42	-27
30	-56		-45	-17	-32	3	-9	3	-6	9	-40	-16
31	-50		-39		-13		8	3		-2		-6
Max		54	44	35	24	3	11	44	38	63	34	82
Min		-40	-50	-33	-44	-23	-27	-13	-32	-35	-42	-34
Mid		15	-6	-14	-15	-12	-9	10	-7	12	-8	27

Årsmid: -1 cm

Døgnmin: 20.01.2014 -65 cm



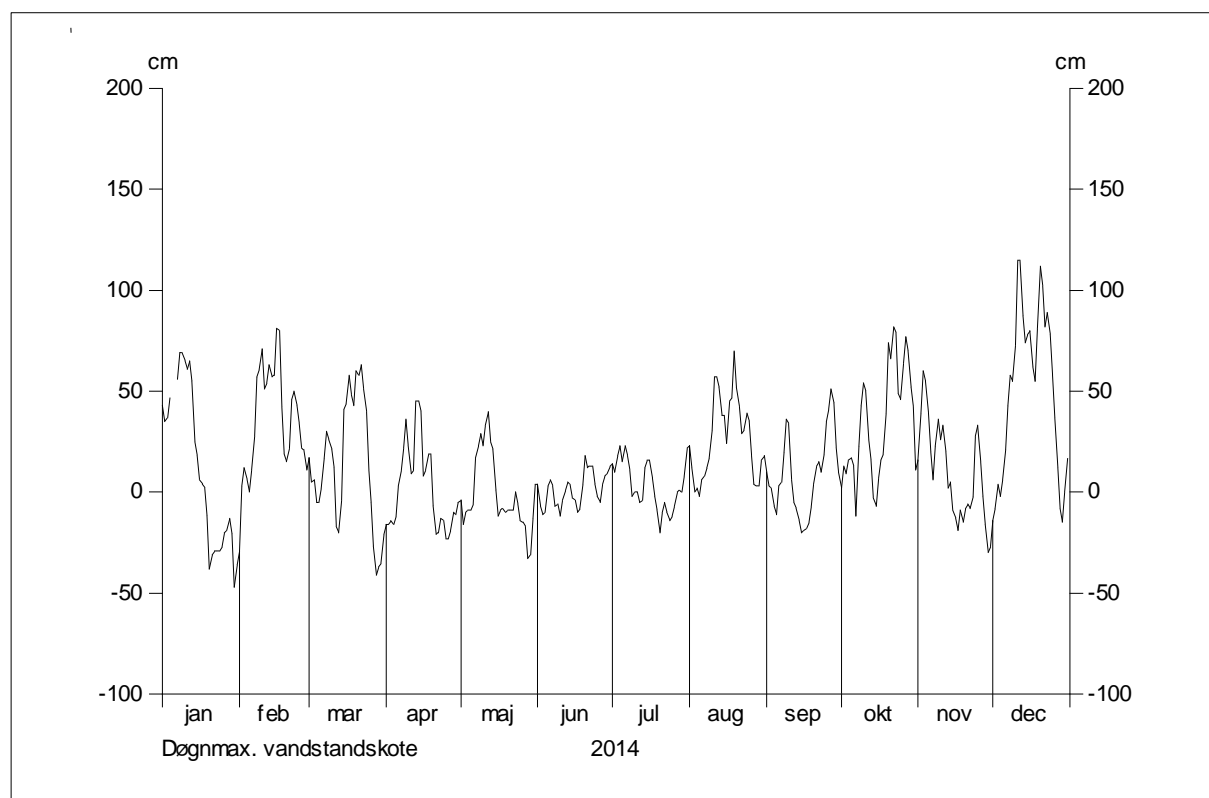
09.16 Thisted Havn, 2014

Døgnmax. vandstandskote i cm

Dag	Jan	Feb	Mar	Apr	Maj	Jun	Jul	Aug	Sep	Okt	Nov	Dec
1	43	-29	17	-16	-4	4	14	23	10	2	16	-14
2	35	3	5	-16	-16	-7	10	12	3	13	39	-8
3	37	12	6	-14	-10	-11	18	0	2	9	60	4
4	47	6	-5	-16	-9	-10	23	2	-7	16	55	-2
5		0	-5	-12	-9	3	15	-2	-11	17	39	6
6		11	2	3	-6	6	23	6	3	13	20	21
7	56	28	17	11	17	3	18	8	5	-12	6	43
8	69	57	30	22	23	-7	11	12	20	23	23	58
9	69	61	26	36	29	-6	-2	17	36	43	36	55
10	65	71	21	23	23	-12	0	31	34	54	26	73
11	61	51	12	9	33	-4	0	57	6	50	33	115
12	65	54	-17	11	40	1	-5	57	-5	26	20	115
13	55	63	-20	45	25	5	-4	52	-8	16	2	87
14	25	57	-4	45	21	4	12	38	-14	-3	5	74
15	18	58	41	40	1	-3	16	38	-20	-7	-9	78
16	6	81	44	8	-12	-4	16	24	-19	7	-13	80
17	4	80	58	11	-9	-10	7	45	-18	16	-19	62
18	2	42	48	19	-8	-8	-2	47	-15	19	-9	55
19	-12	19	43	19	-10	4	-9	70	-7	39	-15	81
20	-38	15	60	-7	-9	18	-20	52	4	74	-8	112
21	-31	22	58	-21	-9	12	-10	42	13	66	-6	102
22	-29	46	63	-20	-9	13	-5	29	15	82	-8	82
23	-29	50	51	-13	0	13	-10	31	10	79	-2	89
24	-29	43	40	-14	-6	4	-14	39	19	49	28	78
25	-27	34	11	-23	-14	-2	-12	35	35	46	33	58
26	-20	22	-5	-23	-15	-5	-7	18	41	64	15	37
27	-19	21	-27	-19	-17	4	0	4	51	77	-2	12
28	-13	11	-41	-10	-33	8	1	3	44	70	-16	-8
29	-21		-37	-11	-31	9	0	3	22	52	-30	-15
30	-47		-35	-5	-13	13	8	16	10	42	-27	0
31	-36		-21		4		22	18		11		17
Max		81	63	45	40	18	23	70	51	82	60	115
Min		-29	-41	-23	-33	-12	-20	-2	-20	-12	-30	-15
Mid		35	14	2	-1	1	4	27	9	34	10	50

Årsmid: 16 cm

Døgnmax: 11.12.2014 115 cm



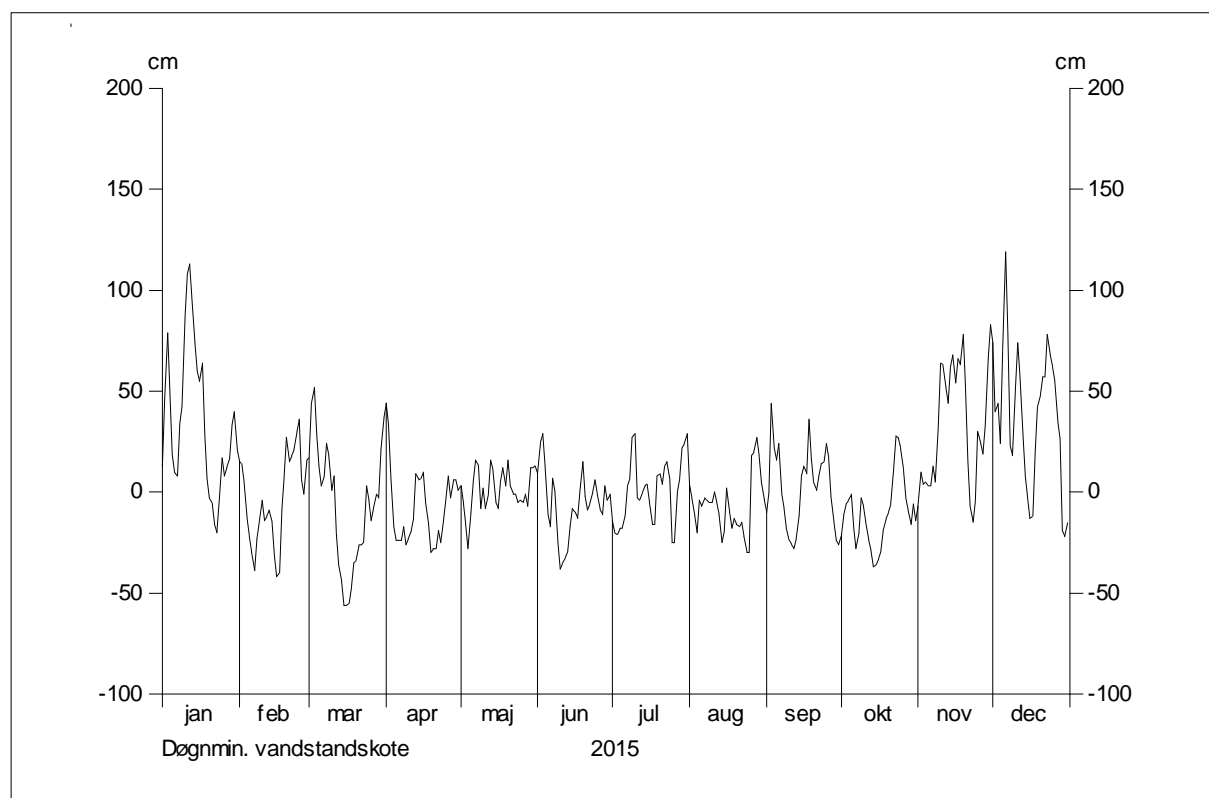
09.16 Thisted Havn, 2015

Døgnmin. vandstandskote i cm

Dag	Jan	Feb	Mar	Apr	Maj	Jun	Jul	Aug	Sep	Okt	Nov	Dec
1	13	15	17	44	3	9	-14	4	-10	-21	-7	74
2	46	14	44	33	-5	25	-20	-3	0	-11	10	40
3	79	5	52	8	-16	29	-21	-12	44	-6	4	44
4	49	-13	29	-17	-28	13	-18	-20	22	-4	5	24
5	19	-22	13	-24	-10	-11	-18	-4	16	-1	3	70
6	10	-30	3	-24	5	-17	-11	-7	24	-17	3	119
7	8	-39	8	-24	16	7	3	-3	-1	-28	13	78
8	34	-23	24	-17	13	0	7	-4	-8	-20	5	23
9	43	-15	18	-26	-8	-25	27	-5	-18	-3	33	18
10	87	-4	1	-23	2	-38	29	-5	-23	-7	64	52
11	108	-14	8	-19	-8	-35	-3	0	-26	-15	63	74
12	113	-12	-20	-13	-1	-32	-4	-5	-28	-24	52	57
13	96	-9	-36	9	16	-29	0	-11	-23	-29	44	28
14	74	-15	-44	6	11	-17	3	-25	-11	-37	62	8
15	60	-31	-56	7	-5	-8	4	-19	8	-36	68	-3
16	55	-42	-56	10	-8	-10	-5	2	13	-33	54	-13
17	64	-40	-55	-5	5	-13	-16	-10	9	-29	66	-12
18	29	-9	-47	-16	12	0	-16	-18	36	-19	63	19
19	7	8	-35	-30	3	15	8	-13	17	-13	78	42
20	-3	27	-34	-28	16	-2	9	-16	5	-10	51	48
21	-6	15	-26	-28	3	-9	4	-17	1	-6	16	57
22	-16	18	-26	-19	-1	-6	13	-15	8	12	-7	57
23	-20	21	-25	-25	-1	0	15	-22	14	28	-15	78
24	0	30	3	-13	-5	6	6	-30	15	27	-4	68
25	17	36	-4	-3	-4	-1	-25	-30	24	22	30	62
26	8	6	-14	8	-5	-9	-25	18	17	11	24	55
27	12	-1	-8	-3	-1	-11	0	20	-2	-3	19	35
28	17	16	-1	6	-7	3	7	27	-15	-9	33	26
29	33		-3	6	12	-4	22	18	-24	-16	66	-19
30	40		21	1	12	-1	24	5	-26	-6	83	-22
31	21		37		13		29	-4		-14		-15
Max	113	36	52	44	16	29	29	27	44	28	83	119
Min	-20	-42	-56	-30	-28	-38	-25	-30	-28	-37	-15	-22
Mid	35	-4	-7	-7	1	-6	0	-7	2	-10	33	38

Årsmid: 6 cm

Døgnmin: 15.03.2015 -56 cm



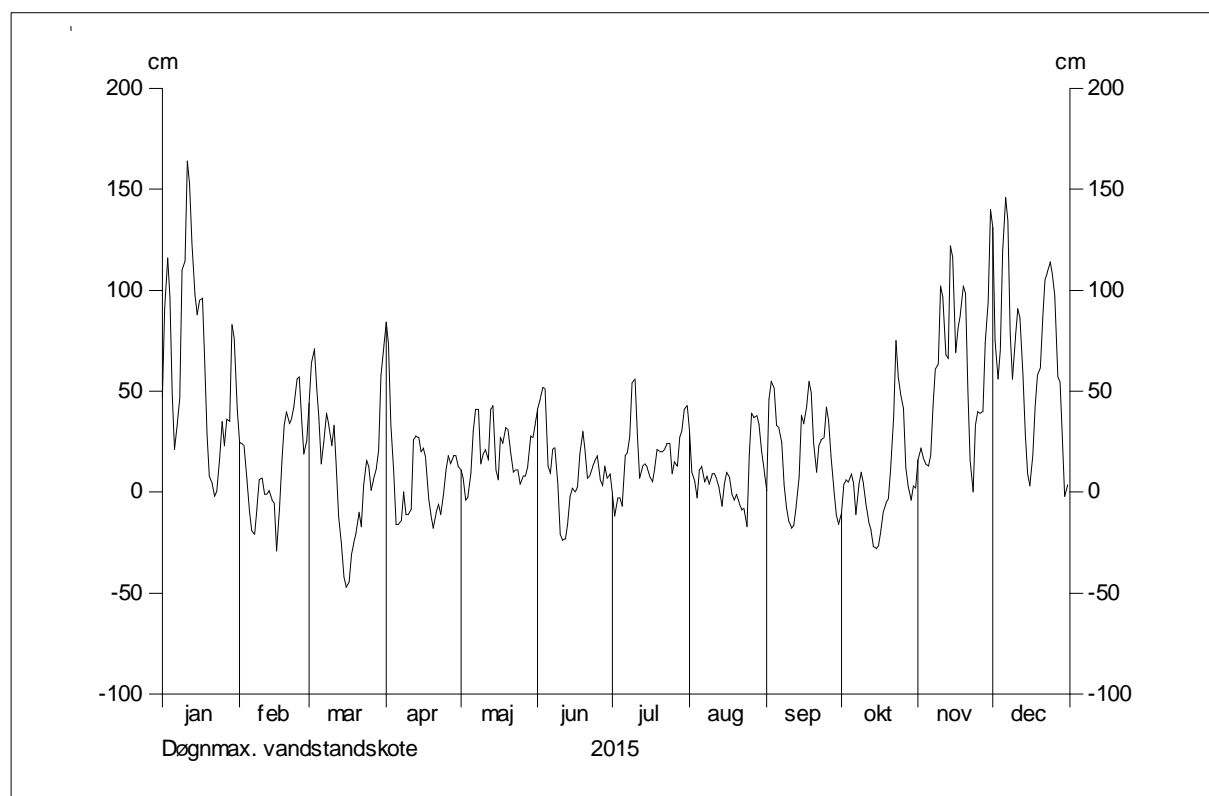
09.16 Thisted Havn, 2015

Døgnmax. vandstandskote i cm

Dag	Jan	Feb	Mar	Apr	Maj	Jun	Jul	Aug	Sep	Okt	Nov	Dec
1	47	25	44	84	11	41	-1	30	1	-10	16	131
2	91	24	64	73	6	47	-12	10	46	4	22	75
3	116	23	71	34	-4	52	-3	5	55	6	17	56
4	96	5	52	9	-2	51	-3	-3	51	5	14	71
5	49	-9	36	-16	10	13	-7	11	33	9	13	119
6	21	-19	14	-16	30	9	18	13	32	4	19	146
7	35	-21	27	-14	41	21	20	5	24	-11	43	134
8	47	-8	39	0	41	22	28	8	4	4	61	79
9	110	6	33	-11	14	3	54	4	-7	10	64	56
10	115	7	23	-11	19	-21	56	9	-14	4	102	77
11	164	-1	33	-8	21	-24	29	9	-18	-5	96	91
12	152	-1	12	26	16	-23	7	6	-16	-15	68	86
13	124	1	-12	28	41	-15	13	2	-7	-19	66	57
14	98	-4	-27	27	43	-2	14	-7	8	-27	122	29
15	88	-6	-42	20	11	2	12	4	38	-28	116	9
16	95	-29	-47	22	6	0	8	10	34	-26	69	3
17	96	-7	-44	17	27	3	5	7	43	-19	81	19
18	64	15	-31	-3	24	19	12	-1	55	-10	88	42
19	29	33	-25	-11	32	30	21	-4	49	-5	102	58
20	8	40	-20	-18	31	20	20	-1	25	-3	98	62
21	4	34	-10	-10	21	7	20	-6	10	12	51	86
22	-2	37	-17	-6	10	8	21	-9	23	38	16	105
23	1	43	3	-11	11	13	24	-8	26	75	0	109
24	18	56	16	0	11	16	24	-17	27	57	33	114
25	35	57	12	11	4	18	9	18	42	49	40	107
26	23	37	1	18	8	6	15	39	35	41	39	97
27	36	19	6	14	8	3	13	37	18	12	40	57
28	35	26	12	18	13	13	27	38	1	3	74	54
29	83		21	18	28	7	31	33	-11	-4	95	27
30	76		58	13	27	9	41	21	-16	3	140	-2
31	41		73		34		43	10		2		4
Max	164	57	73	84	43	52	56	39	55	75	140	146
Min	-2	-29	-47	-18	-4	-24	-12	-17	-18	-28	0	-2
Mid	64	14	12	10	19	12	18	9	20	5	60	70

Årsmid: 26 cm

Døgnmax: 11.01.2015 164 cm



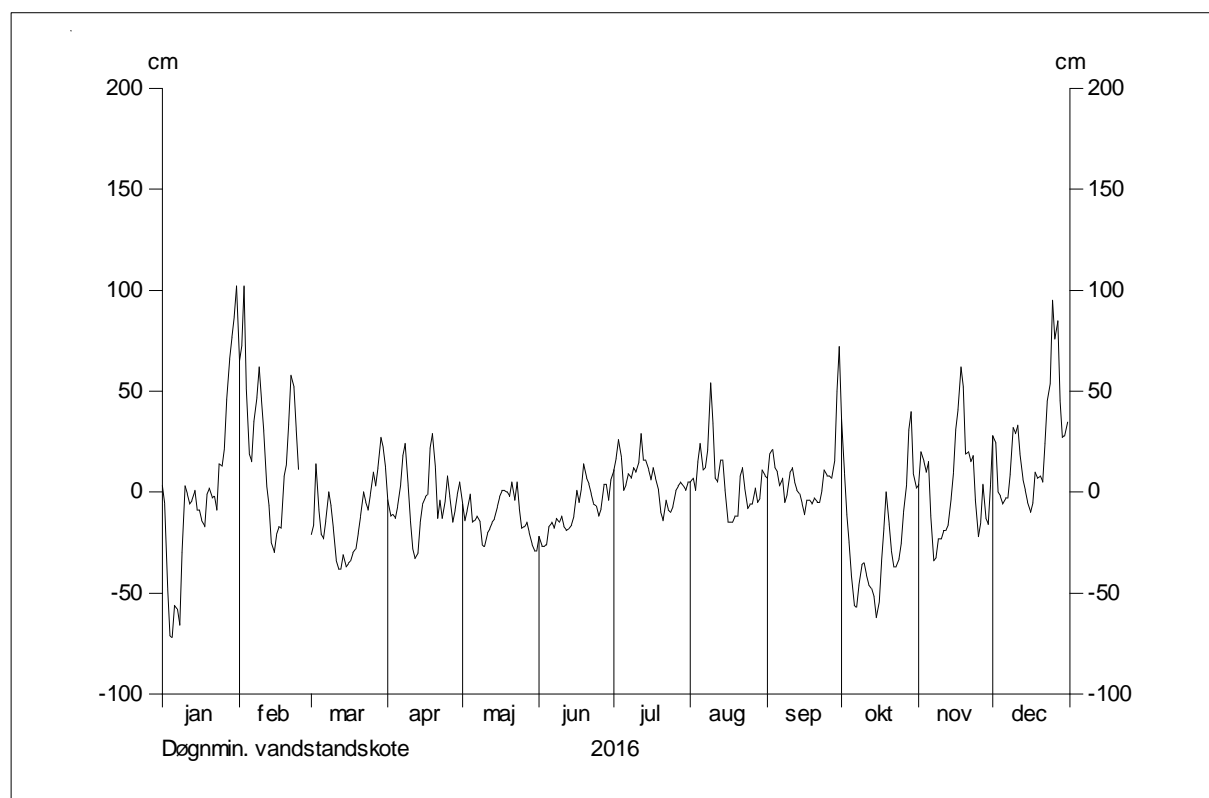
09.16 Thisted Havn, 2016

Døgnmin. vandstandskote i cm

Dag	Jan	Feb	Mar	Apr	Maj	Jun	Jul	Aug	Sep	Okt	Nov	Dec
1	3	65	-21	-4	-6	-22	11	5	7	36	4	28
2	-6	73	-16	-12	-14	-27	17	7	19	9	20	24
3	-48	102	14	-11	-9	-27	26	1	21	-11	15	0
4	-71	51	-9	-13	-1	-26	17	15	12	-25	10	-2
5	-72	19	-21	-7	-15	-17	1	24	10	-41	15	-6
6	-56	15	-23	4	-14	-15	4	11	3	-56	-12	-3
7	-58	35	-14	18	-12	-18	9	12	7	-57	-34	-3
8	-66	47	0	24	-15	-13	7	21	-5	-46	-32	9
9	-30	62	-7	3	-26	-15	12	54	-1	-36	-23	32
10	3	46	-18	-14	-27	-12	10	34	10	-35	-23	29
11	-1	30	-34	-28	-20	-17	15	7	12	-41	-19	33
12	-6	3	-38	-33	-18	-19	29	5	5	-46	-19	19
13	-4	-7	-38	-30	-15	-18	16	16	1	-48	-16	6
14	1	-25	-31	-15	-13	-16	16	16	-1	-52	-3	1
15	-9	-30	-37	-6	-7	-12	11	1	-6	-62	10	-5
16	-9	-21	-35	-2	-2	1	6	-15	-11	-54	31	-10
17	-14	-17	-34	-1	1	-5	12	-15	-4	-34	41	-5
18	-17	-18	-30	22	1	2	7	-15	-4	-18	62	10
19	-1	8	-28	29	0	14	1	-12	-6	0	52	7
20	2	14	-20	12	-2	7	-10	-12	-3	-16	19	8
21	-3	34	-12	-13	5	4	-14	8	-5	-29	20	5
22	-2	58	0	-4	-4	-1	-4	12	-5	-37	15	24
23	-9	52	-5	-13	5	-6	-9	2	1	-37	18	45
24	14	31	-9	-4	-8	-7	-10	-8	11	-33	-4	54
25	13	11	-1	8	-18	-12	-7	-6	8	-25	-22	95
26	22		10	-2	-17	-8	1	-6	8	-10	-15	76
27	46		3	-15	-15	4	3	2	7	4	4	85
28	66		12	-9	-20	4	5	-5	16	31	-13	45
29	77		27	-1	-26	-4	3	-3	50	40	-16	27
30	87		22	5	-29	6	1	11	72	9	4	28
31	102		12		-29		5	8		2		35
Max	102		27	29	5	14	29	54	72	40	62	95
Min	-72		-38	-33	-29	-27	-14	-15	-11	-62	-34	-10
Mid	-1		-12	-4	-12	-9	6	6	8	-23	3	22

Årsmid: 0 cm

Døgnmin: 05.01.2016 -72 cm



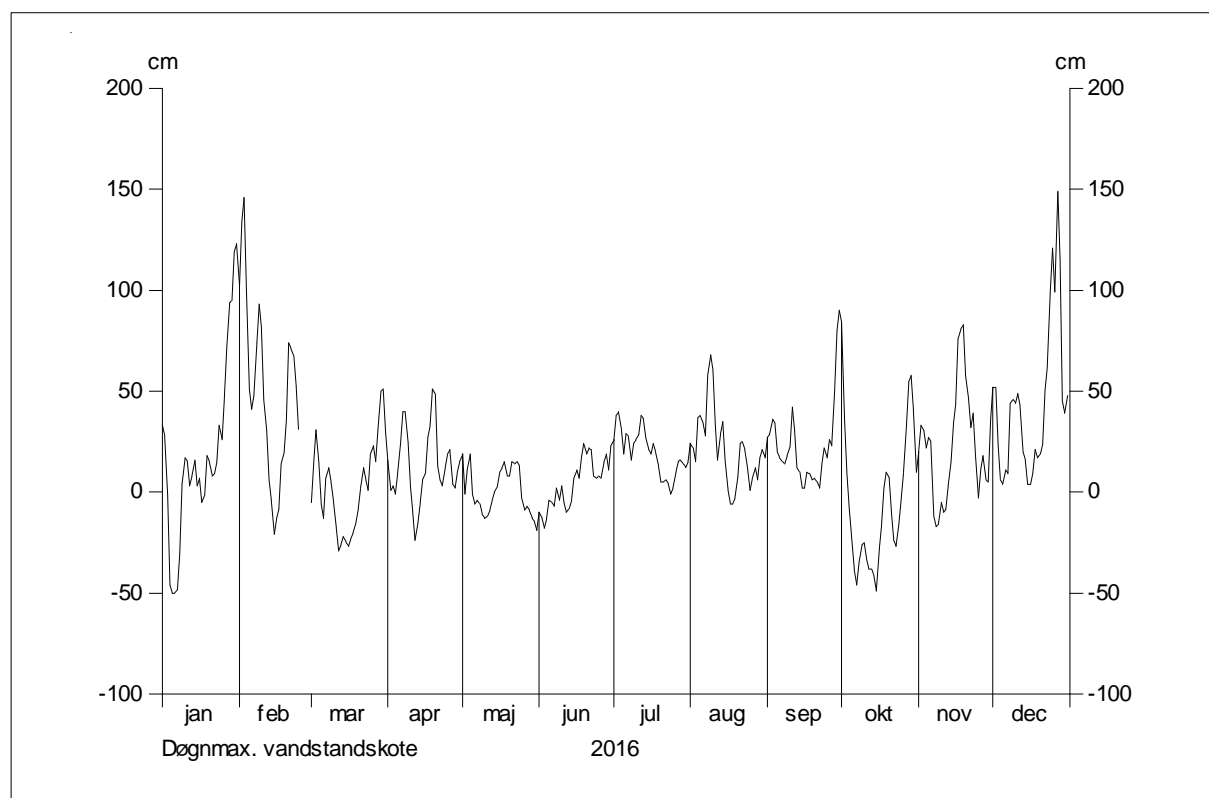
09.16 Thisted Havn, 2016

Døgnmax. vandstandskote i cm

Dag	Jan	Feb	Mar	Apr	Maj	Jun	Jul	Aug	Sep	Okt	Nov	Dec
1	33	102	-5	16	19	-10	26	24	27	84	20	52
2	28	134	14	1	-1	-13	38	22	29	36	33	52
3	-2	146	31	3	11	-18	40	15	36	10	30	24
4	-46	102	14	-1	19	-13	31	37	34	-7	22	6
5	-50	51	-6	9	-1	-4	19	38	20	-21	27	4
6	-50	41	-13	25	-6	-5	29	34	17	-39	25	11
7	-48	48	7	40	-4	-7	28	28	15	-46	-12	9
8	-30	74	12	40	-6	2	16	58	14	-35	-17	44
9	4	93	5	24	-11	-4	24	68	18	-26	-16	46
10	17	81	-4	3	-13	3	26	60	23	-25	-5	44
11	15	46	-18	-10	-12	-5	29	34	42	-33	-10	49
12	3	30	-29	-24	-9	-10	38	16	30	-38	-8	43
13	8	6	-26	-15	-4	-8	36	29	12	-38	3	20
14	16	-4	-22	-5	0	-4	27	35	10	-42	16	16
15	3	-21	-25	6	3	7	21	16	2	-49	34	4
16	7	-13	-27	10	10	11	19	1	2	-28	44	4
17	-5	-8	-23	27	12	7	24	-6	10	-16	76	10
18	-1	14	-20	33	15	17	20	-6	9	2	81	21
19	18	20	-15	51	8	24	13	-3	6	10	83	17
20	15	36	-8	48	8	19	5	8	7	7	58	19
21	8	74	2	13	15	22	5	24	5	-10	46	24
22	9	71	12	6	14	21	6	25	2	-24	32	50
23	15	67	6	3	15	8	4	21	14	-27	39	62
24	33	52	1	12	13	7	-1	11	22	-15	19	99
25	26	31	19	19	-3	8	2	1	17	-3	-3	121
26	47		23	21	-9	7	10	7	26	10	11	99
27	71		15	4	-7	15	15	12	23	34	18	149
28	94		31	2	-9	19	16	6	51	55	6	115
29	95		50	10	-13	11	14	17	80	58	5	45
30	119		51	15	-15	23	12	21	90	41	35	39
31	123		30		-19		15	17		10		48
Max	123		51	51	19	24	40	68	90	84	83	149
Min	-50		-29	-24	-19	-18	-1	-6	2	-49	-17	4
Mid	19		3	13	1	4	20	22	23	-5	23	43

Årsmid: 17 cm

Døgnmax: 27.12.2016 149 cm



Station 09.16 Thisted Bredning – Vandstand 2002-2016

Multiplot af døgnminimum og døgnmaksimum vandstand - cm kote DVR90

