

# How to sort your waste

**THE NEW** WASTE SORTINGSYSTEM for the Morsø Municipality





# PAPER

This bin is emptied every 4 weeks.



## **PAPER:**

- Newspapers
- Wrapping paper
- Envelopes
- Journals
- Printer paper
- Advertisements
- Telephone books
- Magazines



## **NO THANKS:**

- Christmas wrapping paper
- Laminated paper
- Paper with food waste on it
- Paper with plastic attached
- Strings and ribbons
- Wet paper

**Items should be placed in the container loose, not in bags or boxes.**

## **CHECK THE PHOTO**

These lists of paper products are not exhaustive. Check the photos to get an idea of the kinds of paper products you can recycle.



# CARDBOARD

This bin is emptied every 4 weeks.



## **CARDBOARD:**

- Corrugated cardboard
- Moving/storage boxes
- Cardboard tubes
- Shipping boxes
- Toilet paper rolls
- Egg cartons
- Breakfast product boxes
- Tea bag boxes



## **NO THANKS:**

- Food and drink cartons
- Laminated cardboard
- Milk cartons
- Cardboard with food waste on it
- Cardboard with plastic attached
- Pizza boxes
- Strings and ribbons
- Tar cardboard
- Wet cardboard

**Cut or tear large pieces of cardboard into smaller pieces to prevent them from getting stuck in the bin.**

**Items should be placed in the container loose, not in bags or boxes.**

## **CHECK THE PHOTO**

These lists of cardboard products are not exhaustive. Check the photos to get an idea of the kinds of cardboard products you can recycle.





# METAL

This bin is emptied every 4 weeks.



## FOOD CANS:

Beans  
Cocktail sausages  
Liver pâté  
Sweet corn  
Mackerel  
Ready meals  
Soups  
Tomatoes  
Tomato paste  
Tuna and cod roe

## DRINK CANS:

Iced coffee  
Cider  
Alcoholic drinks  
Energy drinks  
Chocolate milk  
Fizzy drinks  
Beer

## OTHER METAL ITEMS:

Aluminium trays and similar items  
Bottle caps  
Metal from tea lights  
Coffee capsules/pods  
Screw caps  
Small pots and lids  
Small pans  
Tobacco tins

Items should be placed in the container loose, not in bags or boxes. Items should be empty and scraped clean.



## NO THANKS:

Ammunition cases  
Electronics and cables  
Box ties  
Sharp and pointed objects, including needles, razor blades, and scalpels  
Aerosol cans  
Large and heavy objects over 3 kg or 50x50 cm  
Aluminium foil  
Nails and screws  
Pressurised containers

## CHECK THE PHOTO

The list of metals is not exhaustive. Check the photo to get an idea of the kinds of metals you can recycle.



# GLASS

This bin is emptied every 4 weeks.



## GLASS:

Pickles  
Gherkins  
Mushrooms  
Chutneys  
Drinking glasses  
Creams  
Capers  
Potatoes  
Cosmetics  
Nutella  
Olives  
Peanut butter  
Pesto  
Beetroot  
Red cabbage  
Mustard  
Herring  
Jams and preserves  
Tomato sauce

## GLASS BOTTLES:

Alcoholic drinks  
Brown sauce  
Ketchup  
Soft drinks  
Cooking oil  
Fizzy drinks  
Soy sauce  
Spirits  
Wine  
Wine vinegar  
Beer

Items should be placed in the container loose, not in bags or boxes. Items should be empty and scraped clean.



## NO THANKS:

Light bulbs, including energy-saving bulbs  
Heat resistant glass, such as oven-safe dishes and glass from ovens and ceramic hobs  
Ceramics  
Crystal (leaded) glass  
Natural stone  
Flat glass (e.g., windscreens and window panes)  
Porcelain

## CHECK THE PHOTO

The list of glass types is not exhaustive. Check the photo to get an idea of the kinds of glass you can recycle.



# FOOD AND DRINK CARTONS

This bin is emptied every 4 weeks.



## FOOD AND DRINK CARTONS:

Beans	Milk
Chopped tomatoes	Sauces
Juice	Yoghurt
Cocoa	

To minimise waste, cut the tops off of cartons when only a quarter of the contents remains. This makes it easy to scrape out what's left inside.

Fold and flatten cartons so they take up less space.

Remove the screw tops from drink cartons and put them in the bin for plastics.

Items should be placed in the container loose, not in bags or boxes.



## NO THANKS:

- Bags for crisps
- Packaging from non-food and non-drink items
- Coffee bags/packaging
- Pizza boxes

## CHECK THE PHOTO

The list of food and drink cartons is not exhaustive. Check the photo to get an idea of the kinds of food and drink cartons you can recycle.





# PLASTIC

This bin is emptied every 4 weeks.



## PLASTIC TUBS:

Crème fraîche  
Cottage cheese  
Hair wax  
Ice cream  
Potato salad  
Prawns  
Red cabbage  
Sandwich salads  
Herring  
Butter tubs  
Spreadable cheese  
Yoghurt and skyr

## PLASTIC BOTTLES:

Hair conditioner  
Dressing  
Drinkable yoghurt  
Vinegar  
Hand soap  
Juice  
Washing-up liquid  
Shampoo  
Beer, water, and fizzy drinks

## PLASTIC JUGS:

Vinegar  
Juices and squashes  
Fabric softener  
Wiper fluid  
Laundry detergent  
Chemicals (empty, without caps)

## PLASTIC TRAYS:

Cream bun  
Fruits  
Cakes  
Eggs

## OTHER PLASTIC ITEMS:

Flower vases  
Jugs  
Carafes  
Screw caps

## PLASTIC FILM:

Bubble wrap  
Carrier bags  
Packaging film  
Freezer bags

Items should be placed in the container loose, not in bags or boxes. Items should be empty and scraped clean.



## NO THANKS:

Ammunition cases  
Brow shapers  
Soft PVC plastic items, such as garden hoses, rubber boots and paddling pools  
Bags to crisps  
Polystyrene

Hard PVC plastic items, such as drain pipes, sewer pipes and gutters  
Coffee bags/packaging  
Cables  
Melamine bowls  
Plastic tapes, threads, and strips  
Plastic film with food waste or meat juices on it

Plastic film with oil, paint or chemicals on it  
Plexiglass (acrylic)  
Styrofoam trays  
Bags for sweets  
Toothbrushes and toilet brushes  
Planting pots with soil inside  
Video cassettes

## CHECK THE PHOTO

The list of plastics is not exhaustive. Check the photo to get an idea of the kinds of plastic you can recycle.



# FOOD WASTE

This bin is emptied every 14 days.



## FOOD WASTE:

All foods without packaging  
Cut flowers  
Paper towels / kitchen roll  
Bones and carcasses  
Breads and cakes  
Cornflakes  
Fish  
Poultry  
Fruits and seeds  
Cereals  
Porridge  
Vegetables

Coffee grounds and filters  
Potato peels  
Potatoes  
Meat  
Nuts  
Cheese and other dairy products  
Pasta  
Sandwich fillings  
Rice  
Sauces and fats, in smaller quantities  
Tea bags, tea leaves, and tea filters  
Herbs  
Eggs and eggshells



## NO THANKS:

All types of

- glass and porcelain
- iron and metal
- cardboard
- plastic
- wood
- clothing
- aluminium foil

## CHECK THE PHOTO

The list of food waste items is not exhaustive. Check the photo to get an idea of what items you can put in this bin.





A collage of various waste items including a broken white cup, a yellow ribbon, a pizza box, a white tissue box, a yellow container, a white candle, a green sponge, a blue cloth, a white cloth, a white paper bag, and a white plastic bag.



Meat trays (polystyrene trays)

## Wine corks

The list of non-recyclable waste items is not exhaustive. Check the photo to get an idea of what items you can put in this bin.



# TEXTILES

The bag is taken on the same day as the container for plastic is emptied.



## TEXTILES

- Fragments of clothing
- Yarn scraps
- Reusable clothing not being sold or donated
- Worn out socks and underpants
- Worn out bedding and linens
- Stained and worn curtains and tablecloths
- Worn out towels
- Worn out shoes, bags, and belts
- Worn out clothing

**Items should be placed in the plastic bag loose, not in extra bags or boxes.  
Clothing should be clean, but stains are acceptable.**



## NO THANKS:

- Duvets and pillows
- Wet, damp, or mouldy textiles
- Nappies
- Textiles with paint or chemicals on them
- Textiles with electronic components
- Rugs

## CHECK THE PHOTO

The list of textiles is not exhaustive. Check the photo to get an idea of the kinds of textiles you can recycle.



# HAZARDOUS WASTE



## SMALL ELECTRONICS



The environmental box is exchanged when it is placed on top of another container (e.g. residual waste). **ATTENTION!** There must be max. fills 4 kg. total in the environmental fund.



### HAZARDOUS WASTE:

Batteries and light bulbs  
Electric, LED, Halogen bulbs etc.  
Disposable lighters  
Pesticides  
Chemicals with hazardous waste markings  
Lacquer and glue  
Leftover paint and oil  
Nail polish and perfumes  
Herbicides and fertilisers  
Printer cartridges  
Aerosol cans and caulking tubes  
Thermometers  
Wood treatments

**Place light bulbs in clear plastic bags before placing them in the environmental box.**

**The contents of the box must not weigh more than 4 kg.**



### NO THANKS:

Ammunition  
Car batteries  
Electronics > 50 cm  
Fireworks  
Industrial batteries; e.g., from electric bicycles  
Needles  
Loose batteries

### SMALL ELECTRONICS:

Mobile phones  
Electronic toys  
Electronics with solar panels < 50 cm  
Electric toothbrushes  
Trimmers and clippers  
Battery-powered greeting cards  
Chargers and cables  
Shoes with lights and batteries  
Cameras and radios  
Pocket torches and bicycle lamps  
Electric tools  
Computers < 50 cm


Leftover medication and its packaging  
Organic peroxides  
Highly flammable cloths and liquids  
Sharp and pointed objects  
Products with screens  
Explosives  
Pressurised bottles  
Temperature exchange equipment

### BATTERIES:

Portable batteries, including:

- household batteries
- rechargeable batteries
- button cell batteries
- tool batteries
- mobile phone batteries
- small batteries

**You can dispose of used batteries in a clear plastic bag on top of your recycling container.**




### CHECK THE PHOTO

The list of hazardous waste and small electronics is not exhaustive. Check the photo to get an idea of the kinds of hazardous waste and small electronics you can recycle.



Visit [www.mors.dk/affald](http://www.mors.dk/affald)



On our website, you'll find useful information about waste, recycling, and sorting. In the self-service section, you can quickly and easily handle a variety of waste-related tasks. You are always welcome to contact us by phone at 9970 7000.

**Morsø Municipality**  
**Jernbanevej 7**  
**7900 Nykøbing Mors**  
**[www.mors.dk](http://www.mors.dk)**

## FILLING YOUR BINS

- Split bins must not be filled above the divider in the centre.
- Bins with no divider must not be filled to the point that the lid cannot be closed completely.

## ACCESS ROAD AND COLLECTION POINT

On collection days, bins should be placed together at the collection point or in another place between the building and the public road. The collection vehicle must be able to stop within 50 metres of the bins to be emptied.

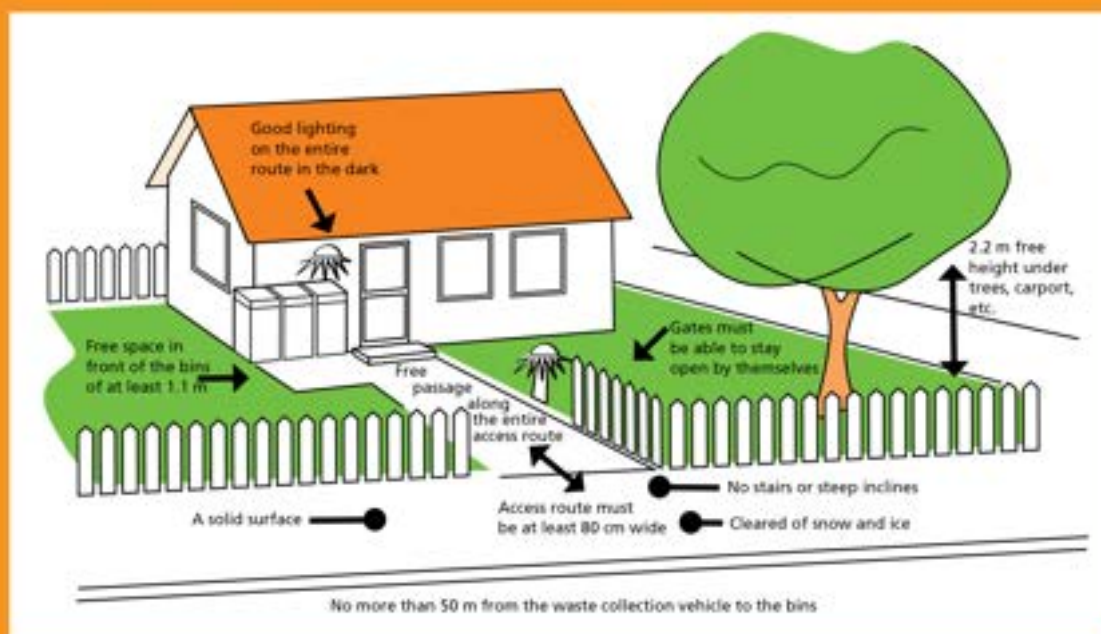
### Drivable surface

The collection point and the street used to access your waste bins must have a drivable

surface made of (e.g.) tile, asphalt, or concrete. The surface must be firm enough not to show wheel tracks from bins and trolleys.

The slope of the access road must not exceed 10%.

The illustration shows additional access road requirements.



You can read more about the Danish Working Environment Authority's requirements for collection points and access roads in DWEA Guideline D.2.24: Design and Use of Household Waste Systems. It can be found here: [www.mors.dk/arbejdstilsynet](http://www.mors.dk/arbejdstilsynet)

